

# 4413 BEVEL PULL

6" CTC



## SPECIFICATIONS

STYLE	Traditional
PROJECTION	1.35

# 4413 BEVEL PULL

## 6" CTC



### ESTATE PORTFOLIO

Model Number:  
4413.260.BIN

### Key Features

- ✓ This family is available in a knob, and 4", 6", 12", and 18" Pull
- ✓ Solid brass construction, feeling the difference in quality in every piece of cabinet hardware.
- ✓ Polished Chrome is plated to create a mirror smooth finish which adds authenticity to modern designs.
- ✓ Mounting Hardware included


### FINISHES OPTIONS




Satin Nickel - 150, US15



Lifetime (PVD) Polished Nickel - 055




Polished Chrome - 260



Lifetime (PVD) Satin Brass - 044



Satin Black - 190



Venetian Bronze - 112, 11P



Non-lacquered Brass - 031

*all measurements in inches*

### SPECIFICATIONS

STYLE	Traditional
PROJECTION	1.35