

Designer Collection Tubs

Madelyn 2

MODEL # 135

65.625" x 36" x 21.25"

GENERAL SPECIFICATIONS

Material - Acrylic

Installation - Drop-in or Undermount
Not recommended as a tub / shower combination.

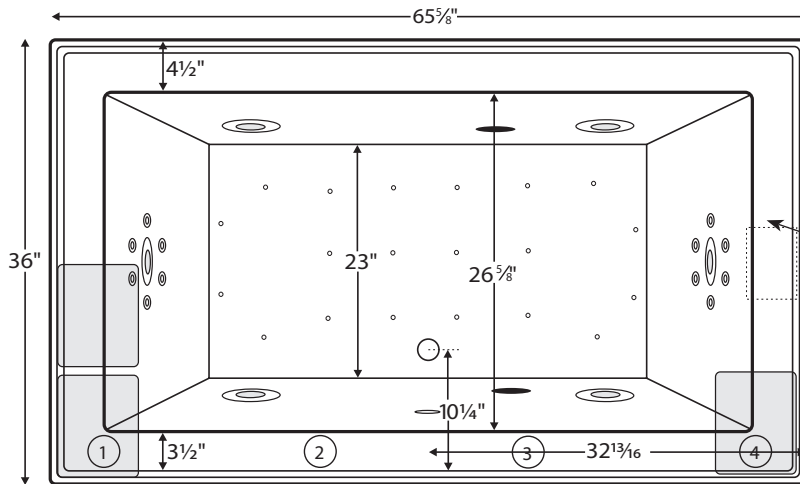

Plumbed Weight - 135 lbs / 61 kg

Soaker Weight - 115 lbs / 52 kg

Average Fill - 40 gal to above jet level

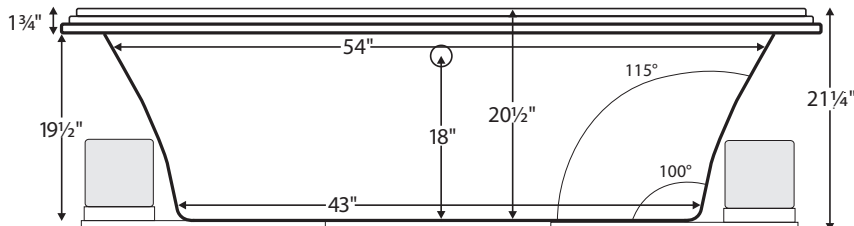
Maximum Fill - 80 gal to overflow

NOTE: Filling this tub to the maximum may require an above average size or dedicated water heater.



Compliance Label
Model MTXXXX
Made in USA
Complies with
ANSI Z1241-1995
CSA Certified C/US

Numbered areas on tub deck represent possible locations to install cleaning systems, faucets and other fixtures. Shown with Air Massage and Ultra Whirlpool Package.



IMPORTANT:
Air baths and tubs with a pre-leveled foam base or frame system add 2-3" to overall tub height.

IMPORTANT ORDERING & INSTALLATION INFORMATION

- Before ordering or installing, please consider future access to equipment.
- Add proper bedding compound to fully level and support bottom of tub.
- When equipped with an air bath package, pre-leveled foam base or frame system, overall tub height is increased by approx. 2-3" and is designed to install on a flat, level subfloor.
- Radiance placed on airbath floor will affect placement of air jets.
- System components may extend beyond the perimeter of deck.
- Please measure tub **on-site** before building tub decking.
- Advise MTI when planning to use a glass enclosure. Relocation of controls may be necessary.
- Suction and control locations may vary.

ELECTRICAL COMPONENTS & SPECIFICATIONS

Hydrotherapy Package	Components Included	GFCI / 110V
Standard Whirlpool	2-bhp pump	1-15 amp
Stream Bath	1/2-bhp	1-15 amp
Microbubbles	Microbubbles pump	1-15 amp
Ultra Whirlpool	2-bhp pump x 2, inline heater, ozone	2-20 amp
Air Massage	heated blower	1-15 amp
Air Massage Elite	heated blower, chromatherapy	1-15 amp
Air Massage w/ Stream Bath	1/2-bhp pump, heated blower	1-15 amp
Air Massage Elite w/ Stream Bath	1/2-bhp pump, heated blower, chromatherapy	1-15 amp

Hydrotherapy Package	Components Included	GFCI / 110V
Microbubbles with Air	Microbubbles pump, heated blower	1-20 amp
Microbubbles with Air Elite	Microbubbles pump, heated blower, chromatherapy	2-15 amp
Air with Whirlpool	2-bhp pump, heated blower	2-15 amp
Air with Ultra Whirlpool	2-bhp pump x 2, inline heater, heated blower, ozone	2-20 amp
Air Elite with Whirlpool	2-bhp pump, heated blower, chromatherapy	2-15 amp
Air Elite with Ultra Whirlpool	2-bhp pump x 2, inline heater, heated blower, chromatherapy, ozone	2-20 amp

Electrical requirements may change with the addition of optional therapy components. See specific option details or installation information. CSA Certified C/US; ANSI Z124.1 and ANSI 112.19.7

See the Installation & Operation Manual for more details. MTI's Customer Service Monday-Friday 8am-6pm EST 800-783-8827 or service@mtibaths.com

- Before discarding tub crate, check for accessories that may be packaged inside.
- All product measurements are $\pm 1/2"$.
- Specifications and configurations are subject to change without notice.
- Measurements herein supersede all others published prior to publication date below.

