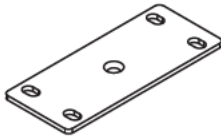
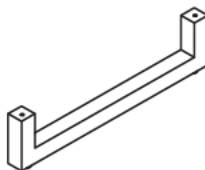
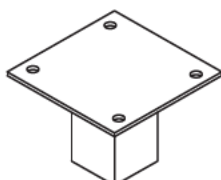




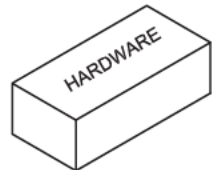


PARTS LIST

Name	Part	Qty.	Spare Qty
A	<div>HB</div>  <div>120*50*3mm</div>	4	
B	 <div>U Shape Base</div>	2	
C	 <div>80*80*73mm</div>	4	
D	<div>HB</div>  <div>M6*15mm</div>	4	1

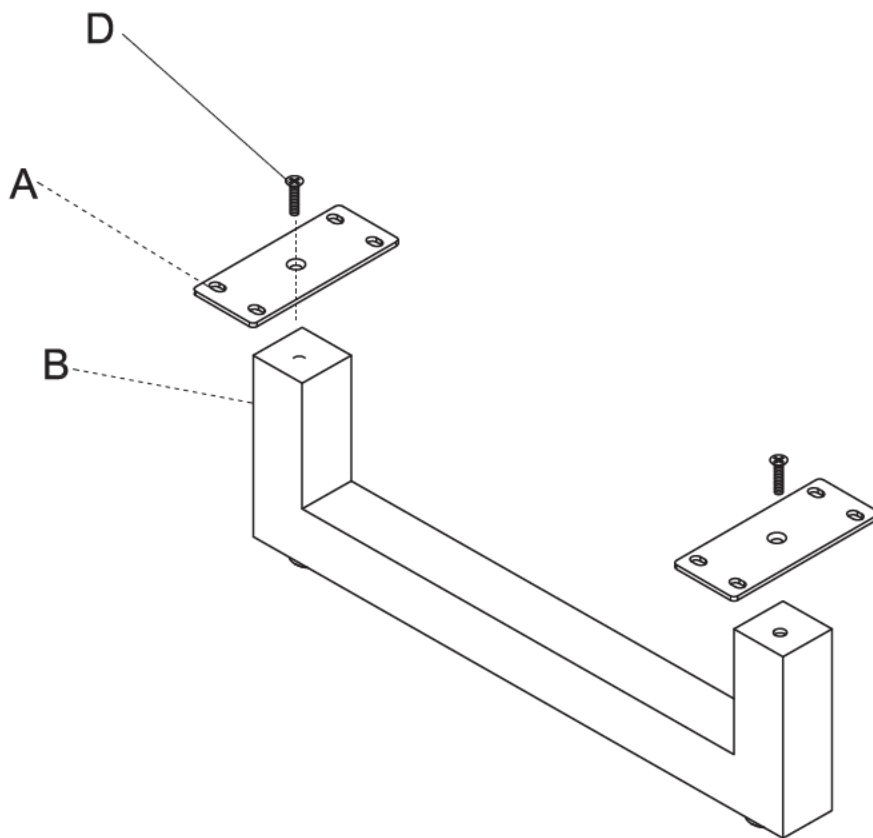
Name	Part	Qty.	Spare Qty
E	<div>HB</div>  <div>M6*15mm</div>	16	1
F	<div>HB</div>  <div>Keys</div>	1	
	 <div>Legal Hanger Bar</div>	2	
	 <div>MRLFC30-36HB</div>		

Items with HB are in hardware box.

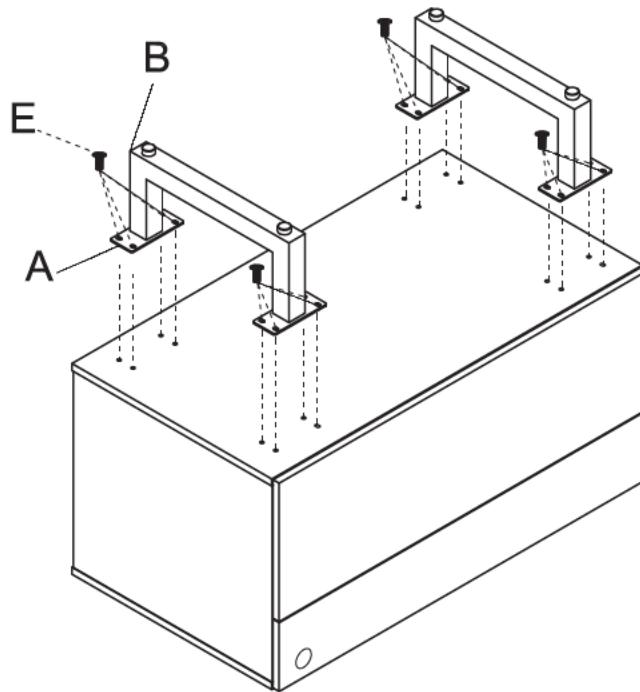
IMPORTANT!

Review ALL instructions before beginning assembly. These instructions are provided to avoid problems that may occur from improper assembly or installation. SAFCO and/or its distributor are not responsible for failure resulting from improper assembly or installation of this product. Moreover, all warranties are void for failure to follow these assembly instructions.

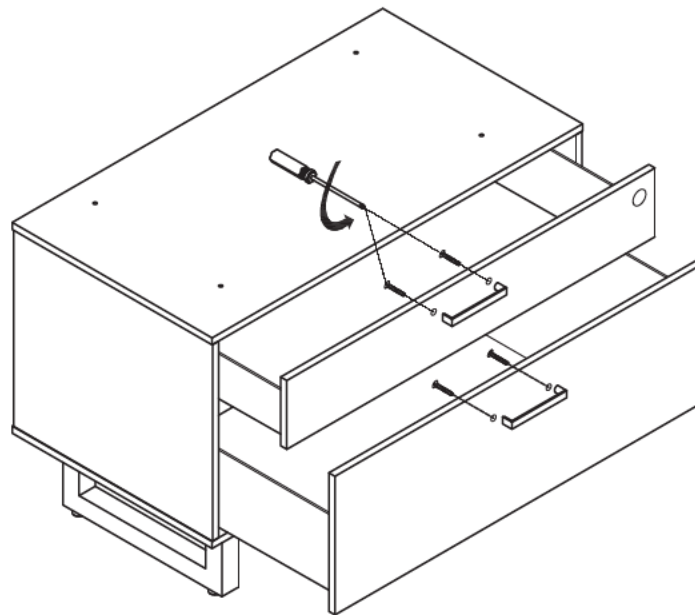
- 1 Lock the Metal Plate (A) and U Shape Base (B) by using Screw (D);



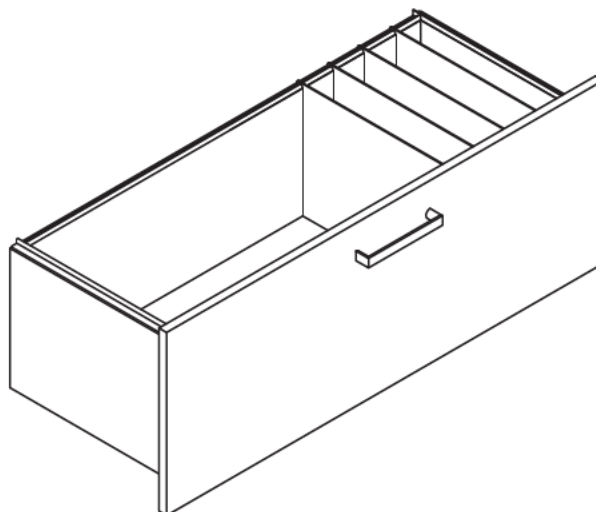
- 2** Use Screw (E) to connect the U Shape Base to the bottom of the Pedestal;



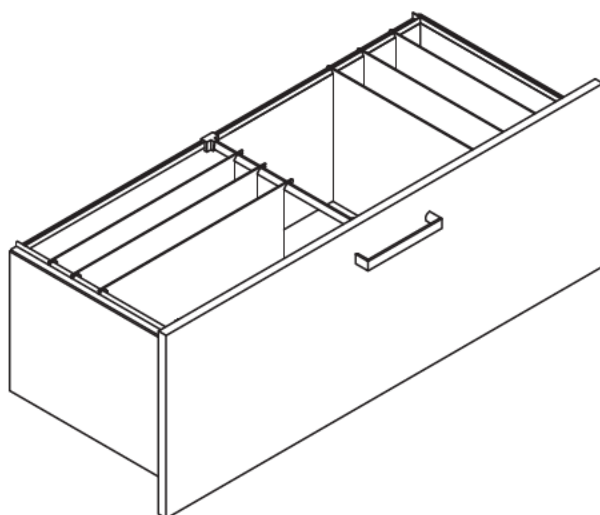
- 3** Install the handle from the inside of the drawer to the outside;



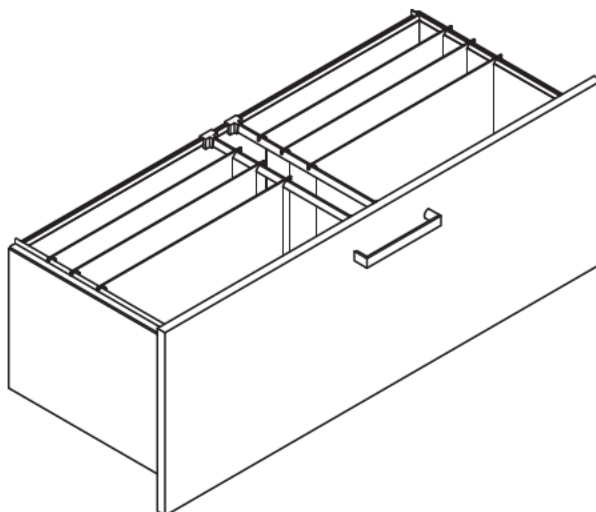
No filing bars required for Letter sized hanging folders.



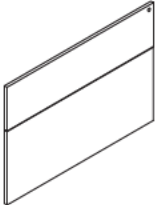
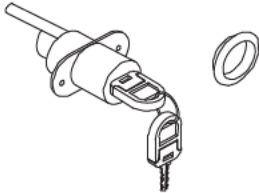
One filing bar for combination of Letter and Legal sized hanging folders.




Two filing bars for Legal sized hanging folders.



Pre-Installed Replacement Parts List

Part	Included Qty.
 Drawer Fronts Set of 2	1
 Lock w/ Key	1

Part	Included Qty.
 14" Drawer Slides	2