

KOBLE

www.kobledesigns.com

Mille Chair



Thank you for purchasing the Mille Chair. In order to make the best use of this product and to use it safely, please read the manual carefully before use and keep it for future reference.

STOCK Ref.: DCMILL

Imported By: Koble Designs (Justwise Group Ltd). CB11 3AP.



IMPORTANT - READ CAREFULLY - RETAIN FOR FUTURE REFERENCE

Always follow the manufacturer's instructions.

Important – Please read these instructions fully before starting assembly

- Check you have all the components and tools listed on pages 2 and 3.
- Remove all fittings from the plastic bags and separate them into their groups.
- Keep children and animals away from the work area, small parts could choke if swallowed.
- Parts of the assembly will be easier with 2 people.
- Safety: To avoid any risk of suffocation to animals or children dispose of the plastic bags immediately.
- Make sure you have enough space to layout the parts before starting.
- Assemble the item as close to its final position (in the same room) as possible.
- Assemble on a soft level surface to avoid damaging the unit or your floor.
- Dispose of all packaging carefully and responsibly.
- Place the product on flat and steady surface during use.
- Keep these instructions for future use.
- To ensure an easier assembly, we strongly advise that all fittings are only finger tightened during initial assembly. Only upon completion of the assembly should all fixing points be fully tightened.
- Periodically check that all fixings remain fully tightened.

Care and maintenance

- From time to time check that there are no loose screws on this unit.
- This product should not be discarded with household waste. Take to your local authority waste disposal centre.

Cleaning Guidance

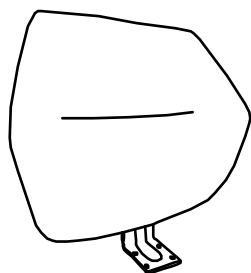
Minor stains and spillages should be removed immediately from cushion fabric, by wiping over lightly with a damp cloth and mild soapy water.

Light marking can also be removed using this method.

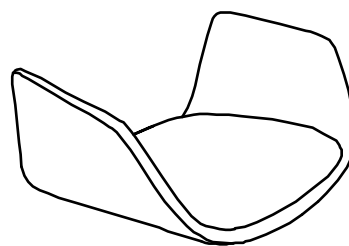
To remove more stubborn stains or marking, a good quality proprietary domestic fabric cleaner can be used, although it should first be tested on an inconspicuous area of the fabric.

Components-Parts

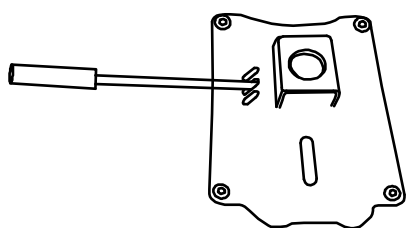
Please check you have all the parts listed below




1 Backrest x 1



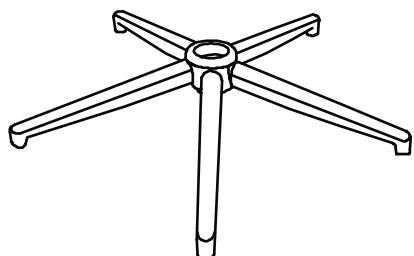
2 Seat x 1



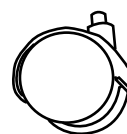
3 Seat Mounting Plate x 1



4 Piston x 1



5 Five Star Base x 1




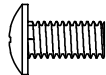

6 Castors x 5

For missing or damaged parts, call our Customer Helpline: 01799 513466 or email help@kobledesigns.com

Fixings, Fittings And Tools

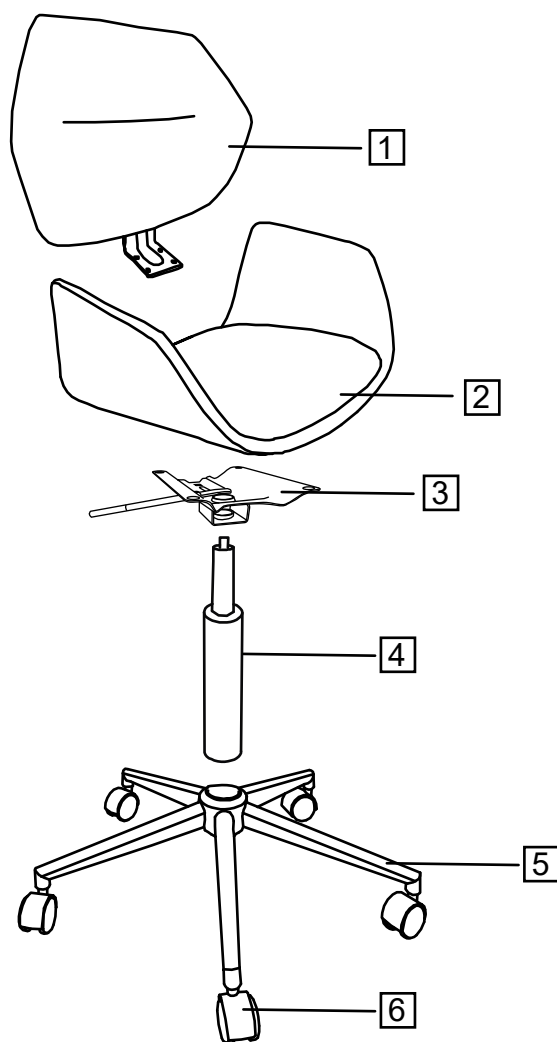
Please check you have all the parts listed below

Note: The quantities below are the correct amount to complete the assembly. In some cases more fittings may be supplied than are required.

<p>A</p>  <p>Allen Screw M6x20mm QTY 4</p>	<p>B</p>  <p>Allen Screw M6x16mm QTY 4</p>	<p>C</p>  <p>Allen Key M6 QTY 1</p>
--	--	--

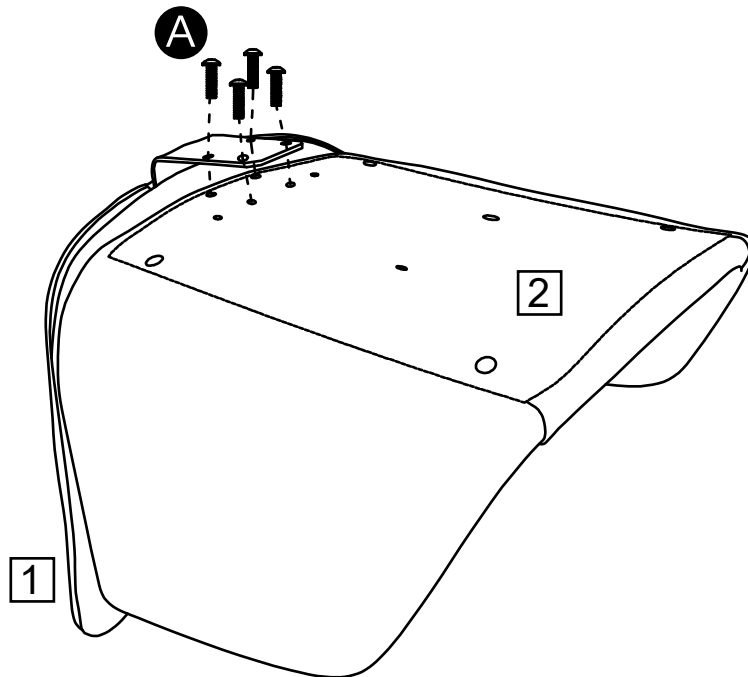

For missing or damaged parts, call our Customer Helpline: 01799 513466 or email help@kobledesigns.com

Main Component Diagram



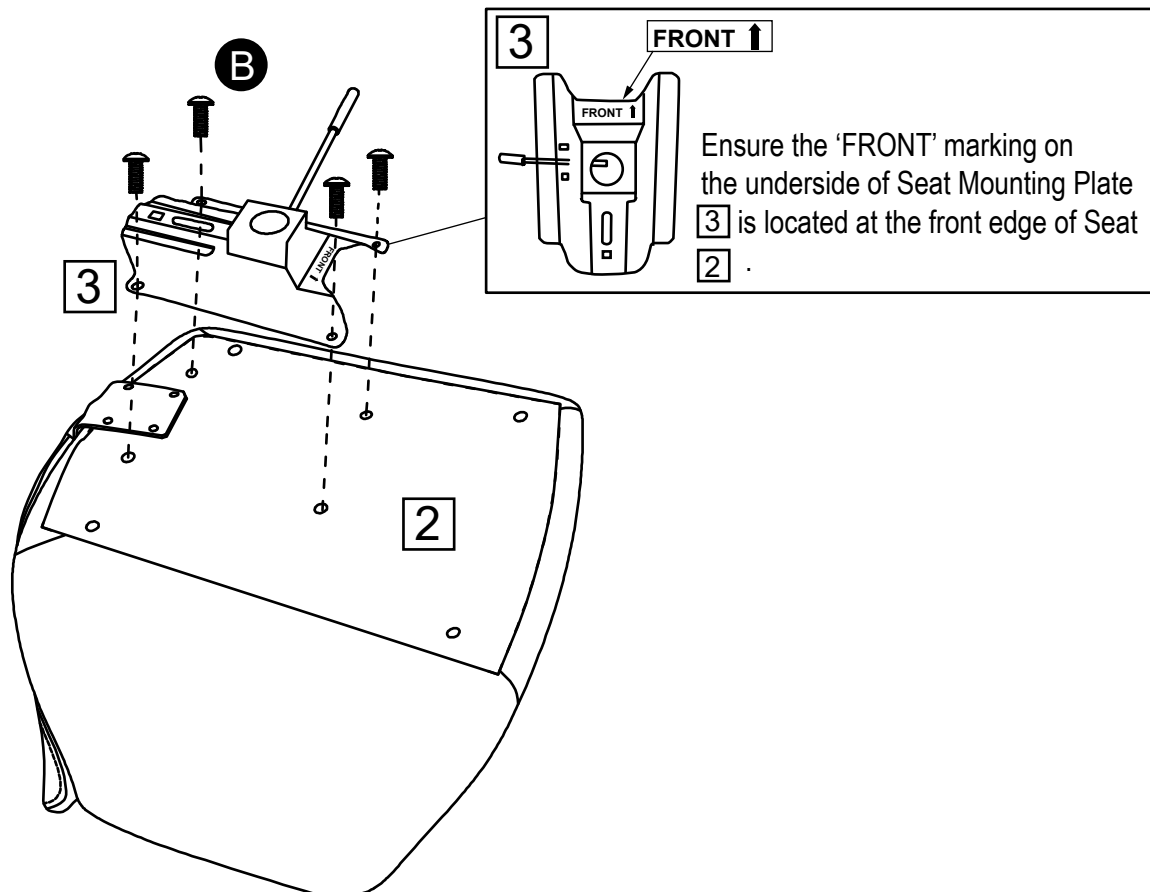
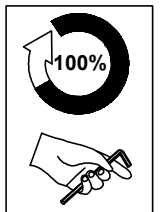
Assembly Steps

Step 1



Shown Upside Down

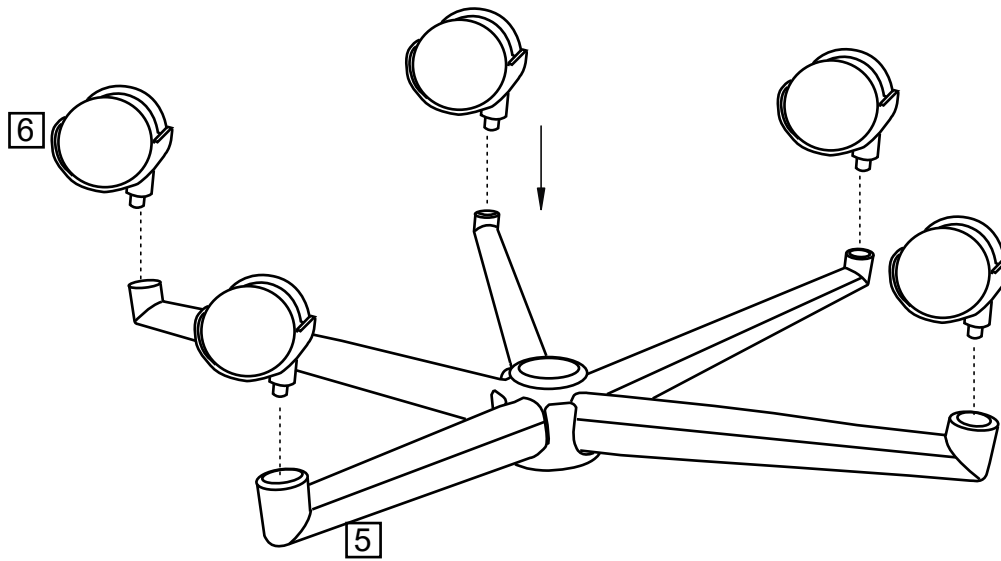
Step 2



5 Shown Upside Down

Assembly Steps

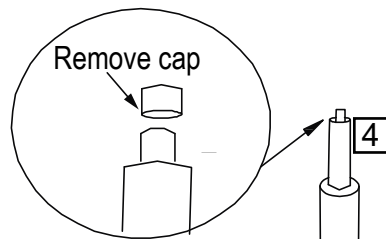
Step 3



Shown Upside Down

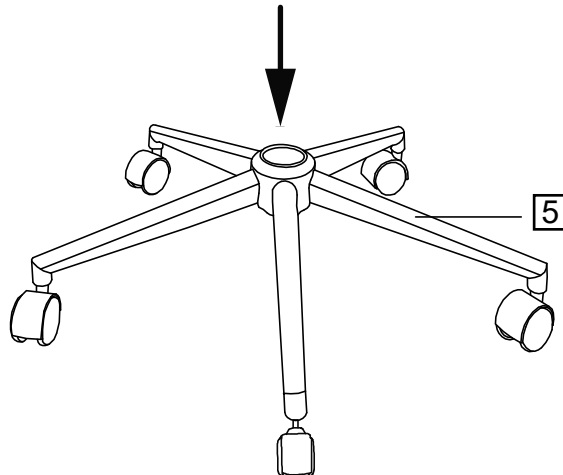
Step 4

IMPORTANT
Please remove the plastic cap



4

Push firmly down



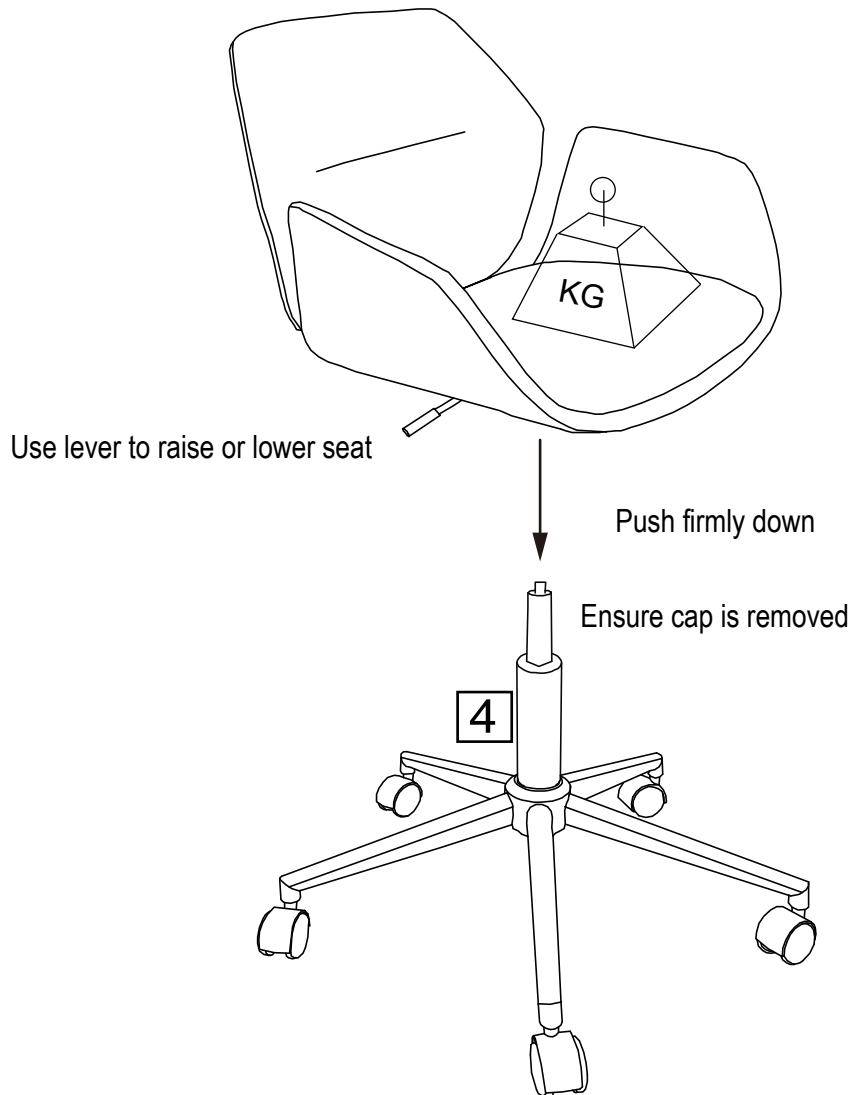
6



Assembly Steps

Step 5

Carefully align hole in seat mounting plate **3** over piston **4**



Assembly complete

After Sales Support / Product Returns

Purchased from kobledesigns.com

In the unlikely event that you need to return the unit because it is faulty, please follow the replacements or faulty items instructions at www.kobledesigns.com website.

Should you need to request replacement parts, please contact our after sales support team at:-

Email - CS@kobledesigns.com

Tel: + 44 (0)1799 513 466

Address: Koble Designs, 6 The Shires, Shirehill industrial Estate, Saffron Walden, Essex, CB11 3AP

Purchased from other retailer

If you purchased your product from one of our retail partners, please refer back to the retailer directly, for any customer services related issues, refunds or returns requests.

Koble designs may still be able to offer support with technical related queries.