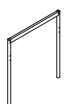

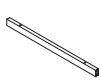






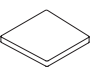








Assembly Instructions

Tips!

Check all the components & screws before assembly. **Do not install in case part is missing, contact us to get.** Send email with your question to us. We will resend within 24 hours.

Components

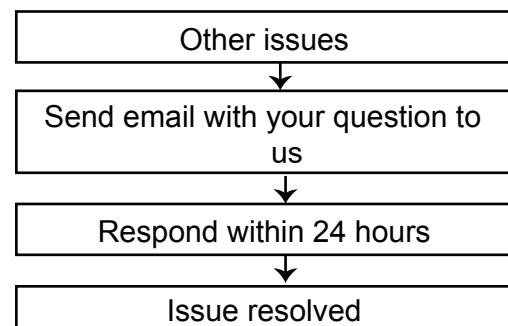
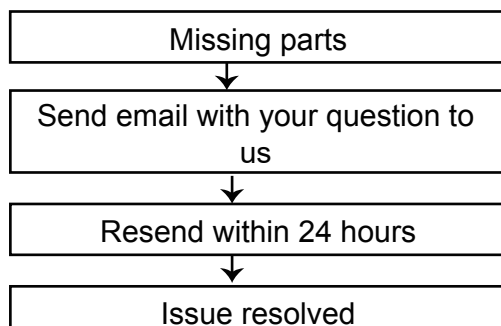
Table			Chair		
(A)		2	(E)		2
(B)		2	(F)		2
(C)		2	(G)		2
(D)		1	(H)		2
			(I)		2
			(J)		2

Screws & Tools						
K		M6*50mm	12	N		M6*25mm 20
L		M6*40mm	4	O		M6*12mm 4
M		M6*32mm	12	P		1

We believe you will absolutely love your new item. But if for some reason you want to return, please contact us directly before you decide to return your product. Our customer service organization can answer most concerns and assist you with any questions you may have about your new item, please email us first.

The item must be return within 30 days of delivery for a full refund. The item must be returned in good condition, in original box, with all original proof of purchase, parts and accessories.

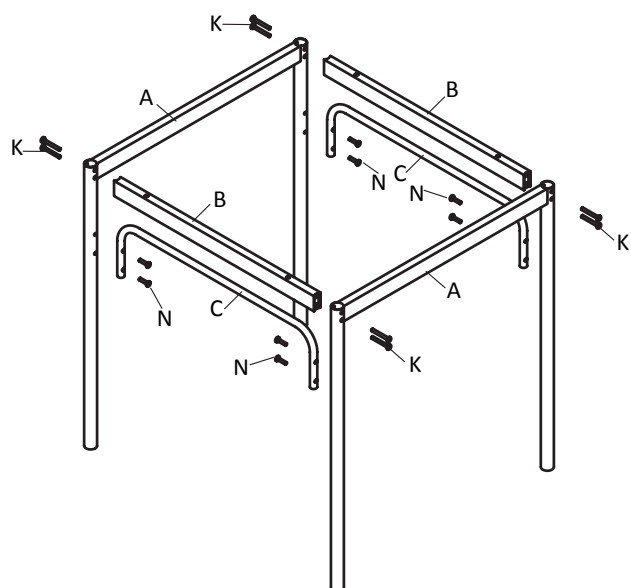
Trouble shooting:



We control manufacturing and distribution ourselves, ensure the quality.

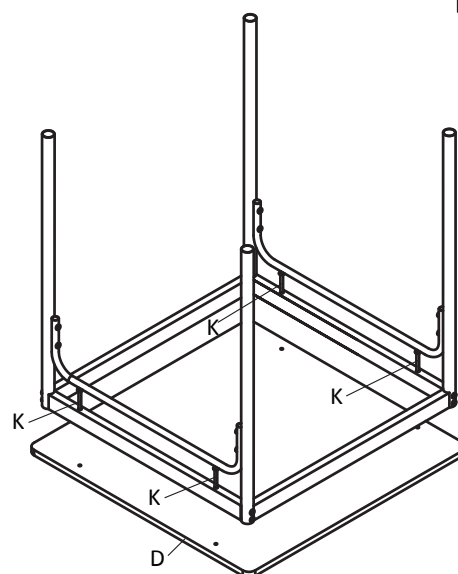
Table Assembly

1



K×8 N×8

2

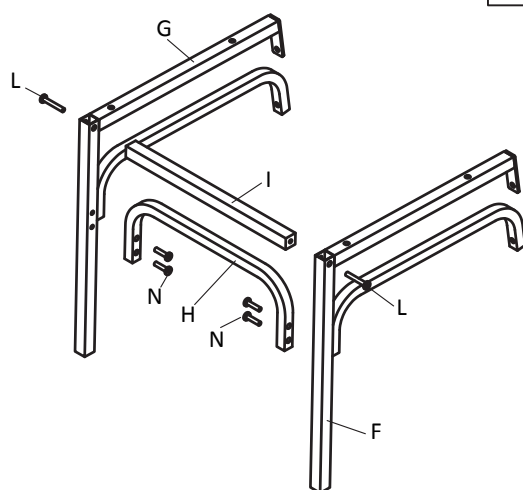


K×4

3 Check and tighten all screws

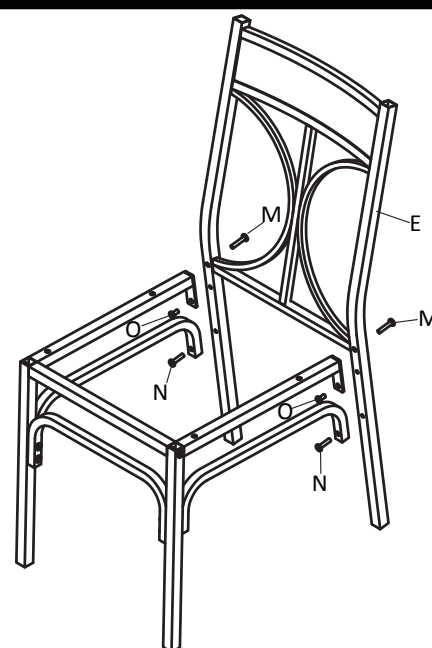
Chair Assembly

1



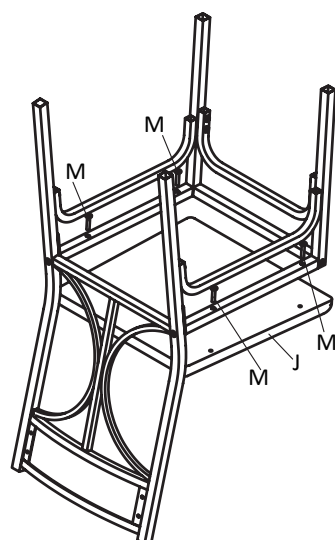
L×4 N×8

2



M×4 N×4 O×4

3



M×8

4 Check and tighten all screws