

Fig.1

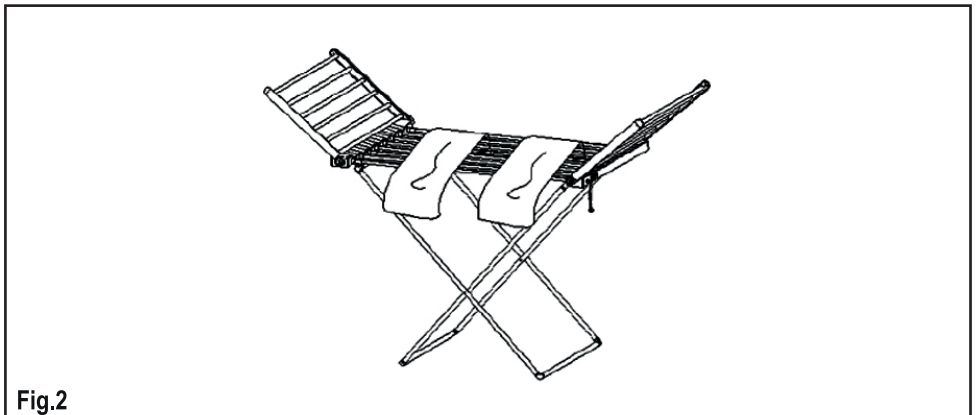




Fig.2

Deluxe Electric Laundry Airing BXAR0001GB

Dear Customer
Thank you for choosing to purchase a
BLACK+DECKER branded product.

Safety instructions

- ◆  Read this manual before using this appliance.
- ◆  **Warning!** Read all safety warnings and instructions. Failure to follow the warnings and instructions listed below may result in electric shock, fire and/or injury.
- ◆ The intended use of this appliance is explained in this manual. The use of accessories other than those recommended in this manual may present a risk of personal injury.
- ◆ Always check the mains voltage corresponds to the voltage on the rating plate.
- ◆ When using electrical appliances, basic precautions should always be followed to reduce the risk of fire, electric shock, and injury to persons, including the following:
 - ◆ Before using, ensure that mains cord is fully extended and is not touching the surface of the heater.
 - ◆ Before connecting the ailer, check that the voltage indicated on the rating plate corresponds with the mains voltage in your home.
 - ◆ Avoid the use of an extension cord because it may lead to overheating.
 - ◆ The appliance should be placed on flat ground. You must not place it on an uneven or angled surface.
 - ◆ Do NOT use the appliance in a room containing combustible or explosive gas.
 - ◆ Do NOT use aerosols, inflammable substances or materials sensitive to heat in the flow of hot air.
 - ◆ Do NOT use this appliance in the immediate area surrounding a bath, shower or swimming pool.
 - ◆ Please always unplug the appliance from the socket when not in use.
 - ◆ If the supply cord is damaged, it must be replaced by manufacturer, its service agent or similarly qualified persons in order to avoid a hazard.
 - ◆ Do NOT position where it can be touched by children, especially the very young. Extra caution is necessary when the ailer is used near children or when it is left unattended.
 - ◆ For indoor use only.

- ◆ Never overload the clothes airer the recommended weight load is approximately 10kg.
- ◆ This appliance is intended for household use only and not for commercial or industrial use.
- ◆ The appliance can be used by children aged from 8 years and above and persons with reduced physical, sensory or mental capabilities or lack of experience and knowledge if they have been given supervision or instruction concerning use of the appliance in a safe way and understand the hazards involved. Children should not play with the appliance. Cleaning and user maintenance shall not be made by children without supervision.
- ◆ Children of less than 3 years should be kept away unless continuously supervised.
- ◆ Children aged from 3 years and less than 8 years shall only switch on/off the appliance provided that it has been placed or installed in its intended normal operating position and they have been given supervision or instruction concerning use of the appliance in a safe way and understand the hazards involved. Children aged from 3 years and less than 8 years shall not plug in, regulate and clean the appliance or perform user maintenance.
- ◆ Use this appliance only as described in this manual. Any other use is not recommended by the manufacturer and may cause fire, electric shock or injury.
- ◆ **WARNING:** Please do NOT put heavy articles of more than 5kg in weight on the clothes airer.
- ◆ It is NOT intended for drying larger items including duvets, blankets, sleeping bags, rugs, throws or coats.
- ◆ Do NOT cover or enclose the airer or restrict airflow through or around it as this can cause overheating and possibly fire.
- ◆ **WARNING:** This appliance is intended only for drying textiles washed in water.

Specifications

Voltage: 220-240V~50Hz

Rated power: 230W

Cord length: 1.4m approx

Product size: 148 x 54 x 93cm approx.

Features

1. On/Off Switch

How To Use Your Aired

- ◆ Plug the aired into your chosen socket.
- ◆ Switch the aired on by the switch on the side panel.
- ◆ Always load your aired by placing the heaviest items to be dried on the centre rungs of the aired in order to maintain maximum balance (Fig.2).

Plug

1. This appliance has been fitted with a BS UK compliant plug which should not be replaced or removed.
2. The plug is fitted with UK compliant fuse link which is suitable for this type of appliance and should only be replaced by a fuse link of the same rating.
3. If access to the fuse link is only possible by removing the plug cover this must only be done by a suitably qualified person.
4. If the plug or the mains cable of this appliance is damaged do not use and dispose of the appliance responsibly.
5. This appliance is earthed.

Protecting the environment



This symbol indicates that this product should not be treated as normal household waste and it should be recycled. Please take it to your nearest collection facility or for further details contact your local council or visit www.recycle-more.co.uk

Guarantee

BLACK+DECKER® and the BLACK+DECKER® Logo are trademarks of The Black & Decker Corporation and are used under license. Manufactured and distributed by Benross Marketing Limited, Goodlass Road, Speke, Liverpool, L24 9HJ UK.

Benross Marketing are confident of the quality of this product and offer to consumers a 24 month guarantee from the date of purchase.

This guarantee does not impact on your statutory rights

Please retain your receipt or other proof of purchase to claim under the terms of this guarantee, you must be able to produce a proof of purchase to the seller.

For further details visit www.blackanddecker.co.uk or contact the customer service line +44(0)1753511234



Customer Service Inquiries:

**United Kingdom &
Republic Of Ireland**
www.blackanddecker.co.uk
emeaservice@sbdinc.com

Black & Decker
210 Bath Road
Slough, Berkshire SL1 3YD

Tel. 01753 511234
Fax 01753 512365
