









USER'S MANUAL

Bamboo Plant Stand HZ10012

Before You Start

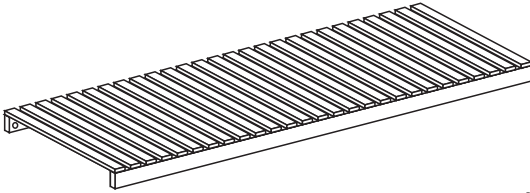
-  Please read all instructions carefully.
-  Retain instructions for future reference.
-  Separate and count all parts and hardware.
-  Read through each step carefully and follow the proper order.
-  We recommend that, where possible, all items are assembled near to the area in which they will be placed in use, to avoid moving the product unnecessarily once assembled.
-  Always place the product on a flat, steady and stable surface.
-  Keep all small parts and packaging materials for this product away from babies and children as they potentially pose a serious choking hazard.

A



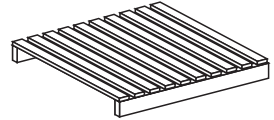
x8

B



x4

C



x2

M12*20MM



ax40

M12*13MM

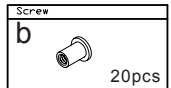
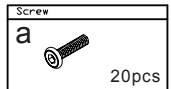
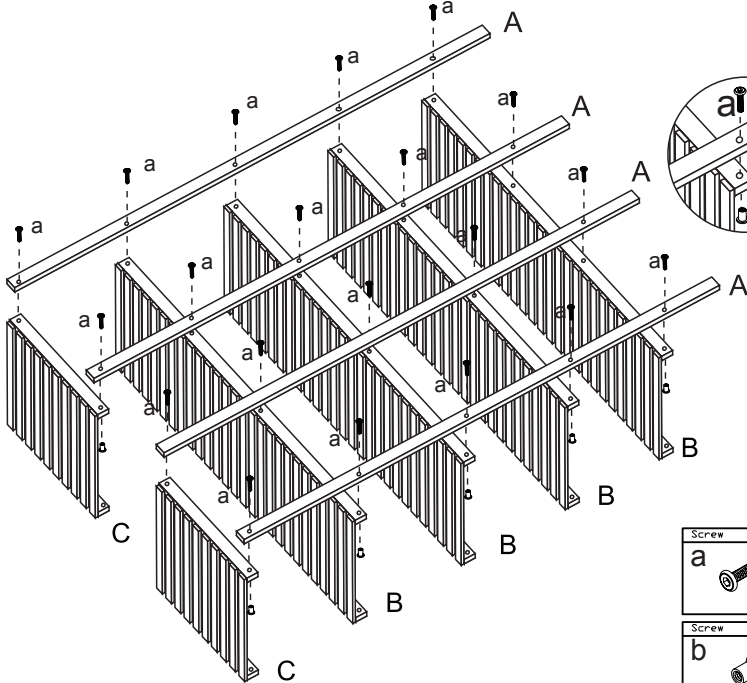


bx40

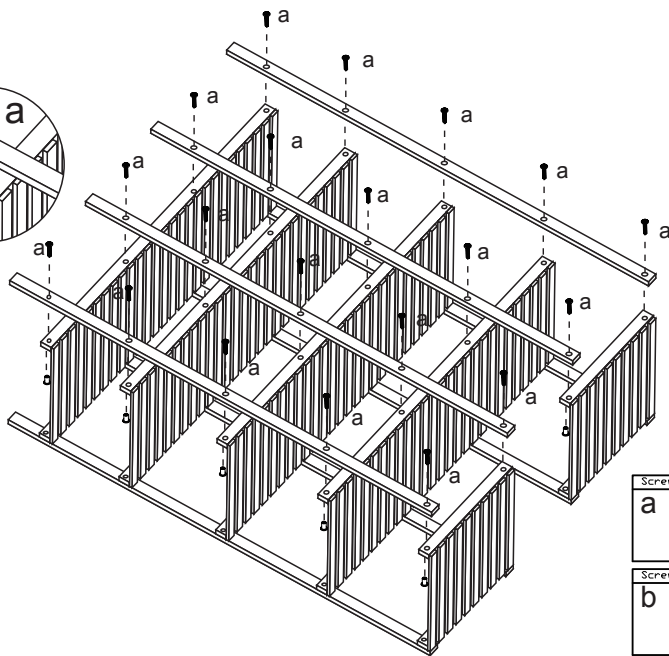
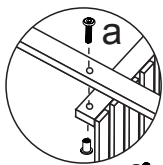




cx1

1



2



Screw
a

20pcs
Screw
b

20pcs

3

