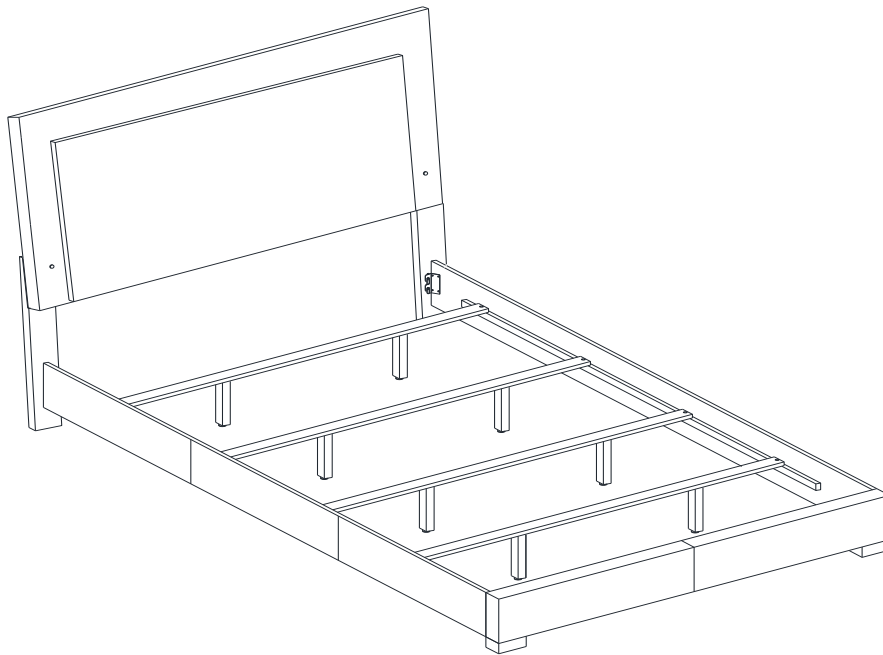


ASSEMBLY INSTRUCTIONS



Fine Furniture for every stage of life

(B1&B2)
Eastern King Bed

ASSEMBLY INSTRUCTIONS

ASSEMBLY TIPS:

1. Remove hardware from box and sort by size.
2. Please check to see that all hardware and parts are present prior to start of assembly.
3. Please follow attached instructions in the same sequence as numbered to assure fast & easy assembly.



WARNING!

1. Don't attempt to repair or modify parts that are broken or defective. Please contact the store immediately.
2. This product is for home use only and not intended for commercial establishments.




ASSEMBLY TIME


20 MINUTES

PARTS IDENTIFICATION

B1 (BOX 1)

A HEADBOARD PANEL  1PC

B RIGHT HEADBOARD LEG  1PC

C LEFT HEADBOARD LEG  1PC

B2 (BOX 2)

D BED SLAT  4PCS

E BED SLAT SUPPORT WITH LEVELER  8PCS

F BED RAIL  2PCS

G FOOTBOARD LEG  2PCS

H FOOTBOARD PANEL  1PC

I ADAPTER PLUG  1PC

HB HEADBOARD COMPLETE  1PC

NOTE:

Phillips head screw driver is required in the assembly process; however, manufacturer does not provide this item.

ASSEMBLY INSTRUCTIONS

ASSEMBLY TIPS:

1. Remove hardware from box and sort by size.
2. Please check to see that all hardware and parts are present prior to start of assembly.
3. Please follow attached instructions in the same sequence as numbered to assure fast & easy assembly.

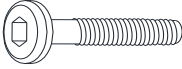





WARNING!




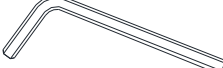
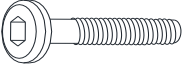
1. Don't attempt to repair or modify parts that are broken or defective. Please contact the store immediately.
2. This product is for home use only and not intended for commercial establishments.

HARDWARE IDENTIFICATION

Z-B1 (BOX 1) - HARDWARE PACK IS LOCATED IN (B1)

1	BOLT (M6 x 30mm - BLK)		6PCS	3	FLAT WASHER (1/4" X 13mm - BLK)		6PCS
2	ALLEN WRENCH (M4 x 60MM - BLK)		1PC	4	LOCK WASHER (1/4" - BLK)		6PCS

Z-B2 (BOX 2) - HARDWARE PACK IS LOCATED IN (B2)

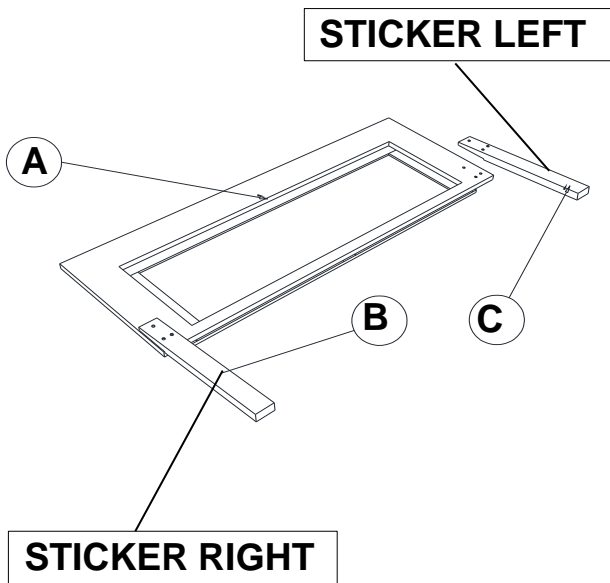
5	SHORT FLAT HEAD SCREW (M4 x 32mm - RBW)		8PCS	8	SMALL ALLEN WRENCH (M4 x 60MM - BLK)		1PC
6	LONG FLAT HEAD SCREW (M4 x 50mm - RBW)		6PCS	9	BIG ALLEN WRENCH (M5 x 65MM - BLK)		1PC
7	BOLT (M6 x 40mm - BLK)		8PCS				

NOTE:

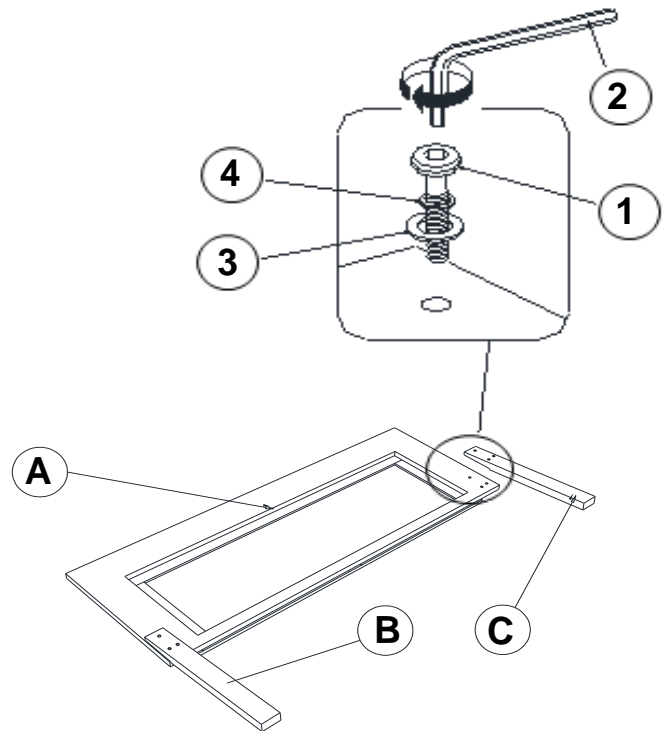
Phillips head screw driver is required in the assembly process; however, manufacturer does not provide this item.

ASSEMBLY INSTRUCTIONS

STEP 1

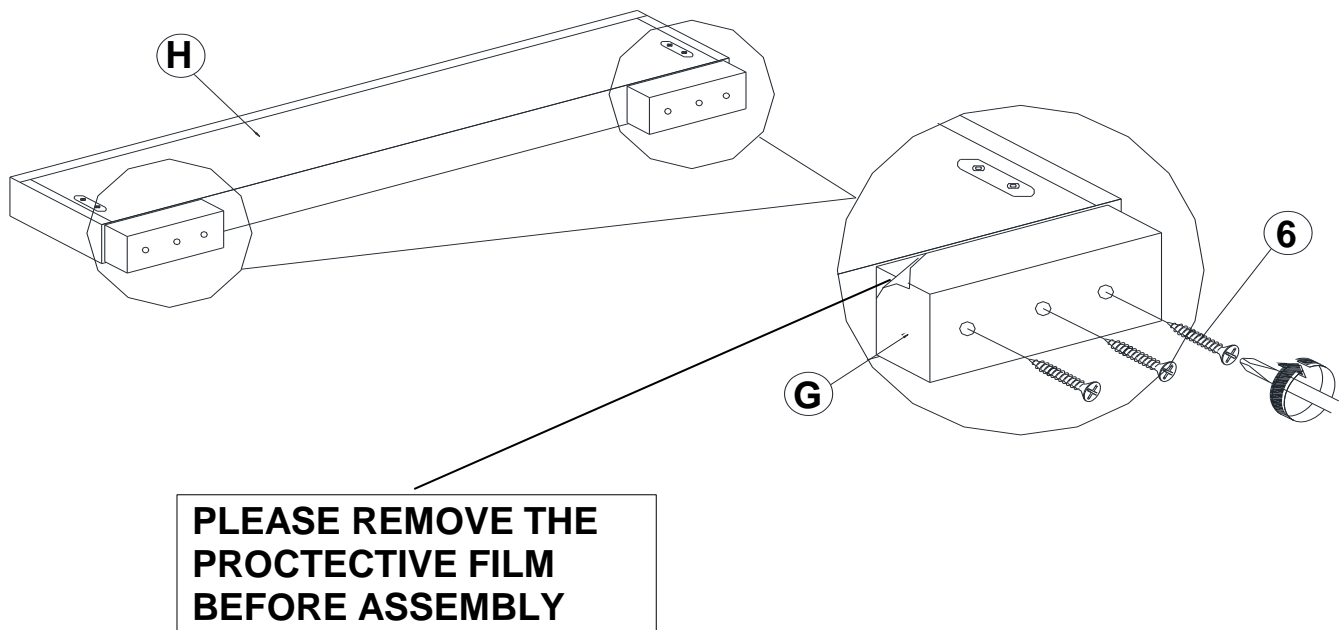


STEP 2



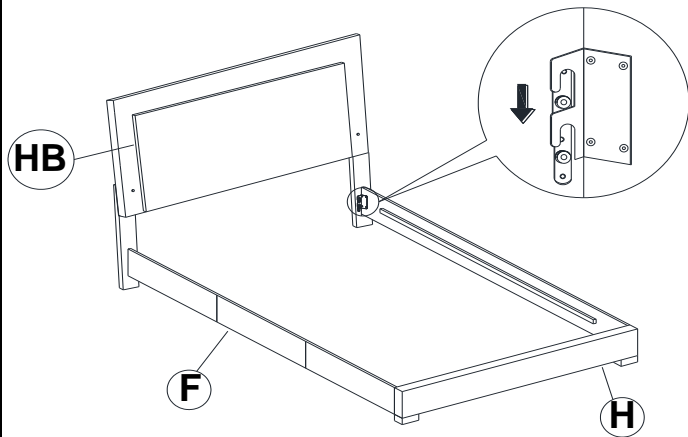
IF PURCHASE HEADBOARD ONLY, SKIP BELOW STEPS

STEP 3

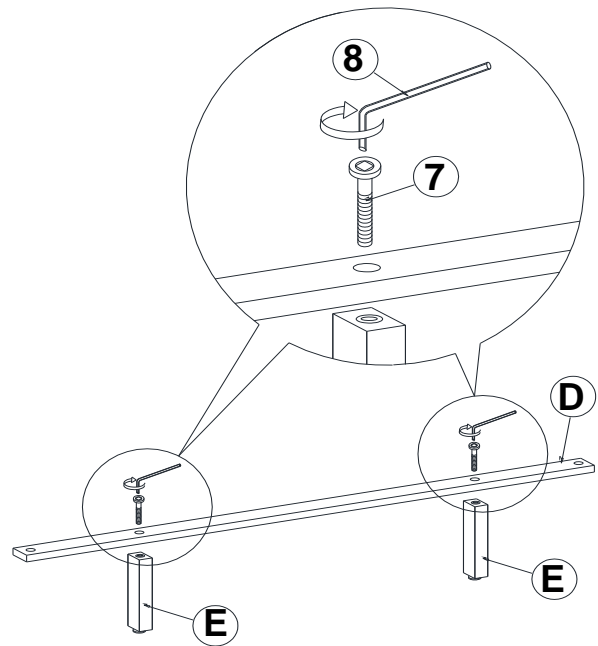


ASSEMBLY INSTRUCTIONS

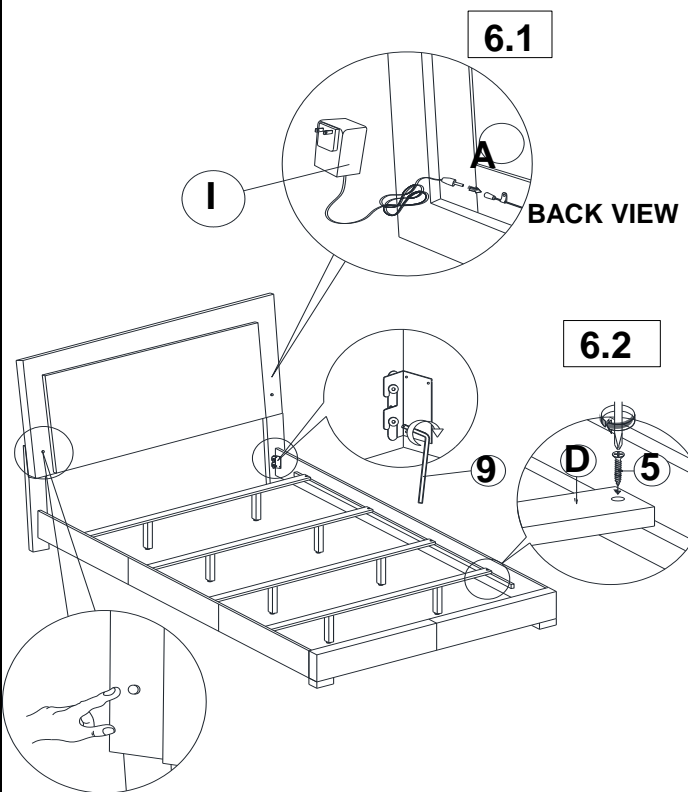
STEP 4



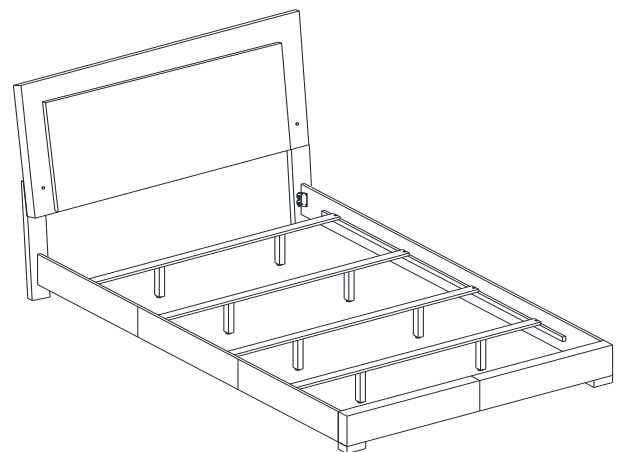
STEP 5



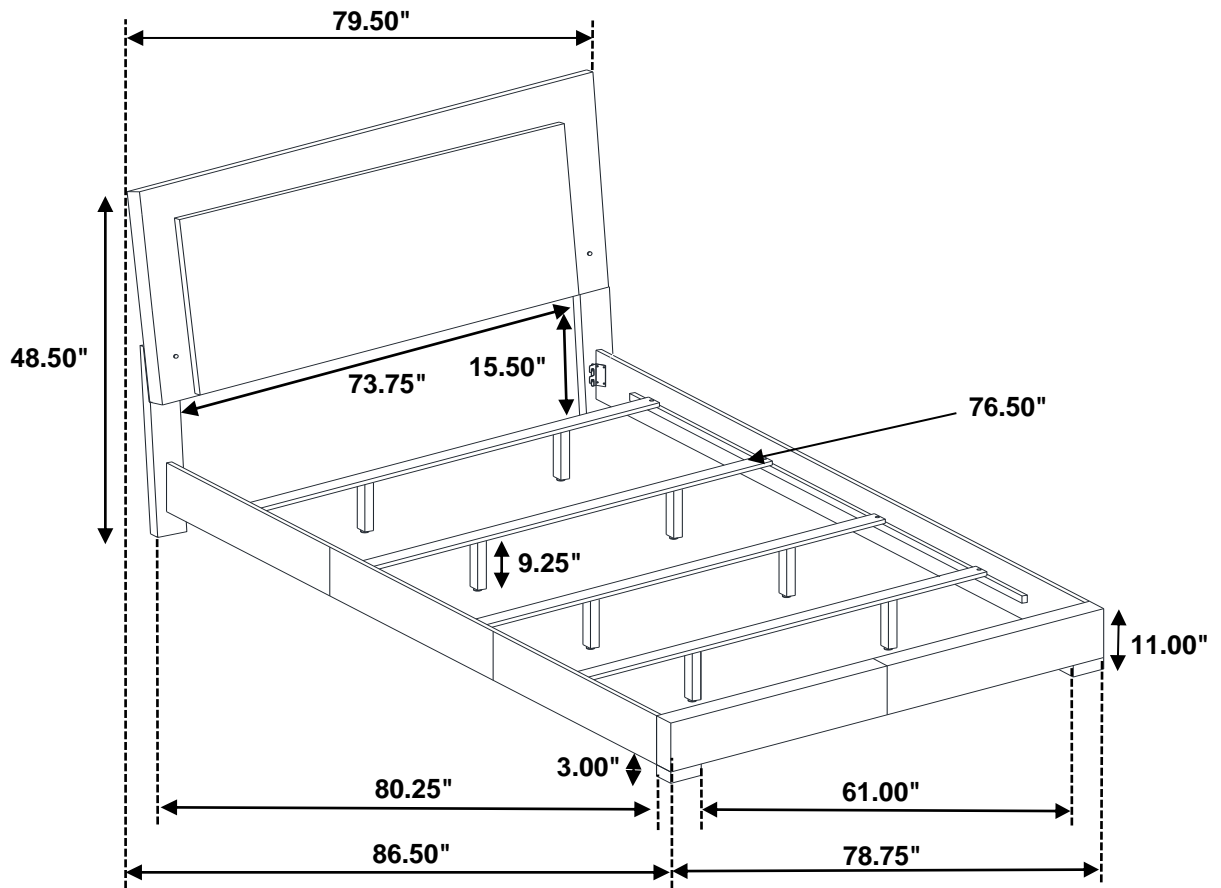
STEP 6



STEP 7 COMPLETE



Inner Size : 76.75"W X 81.00"D



Note : Dimension tolerance $\pm 5\%$