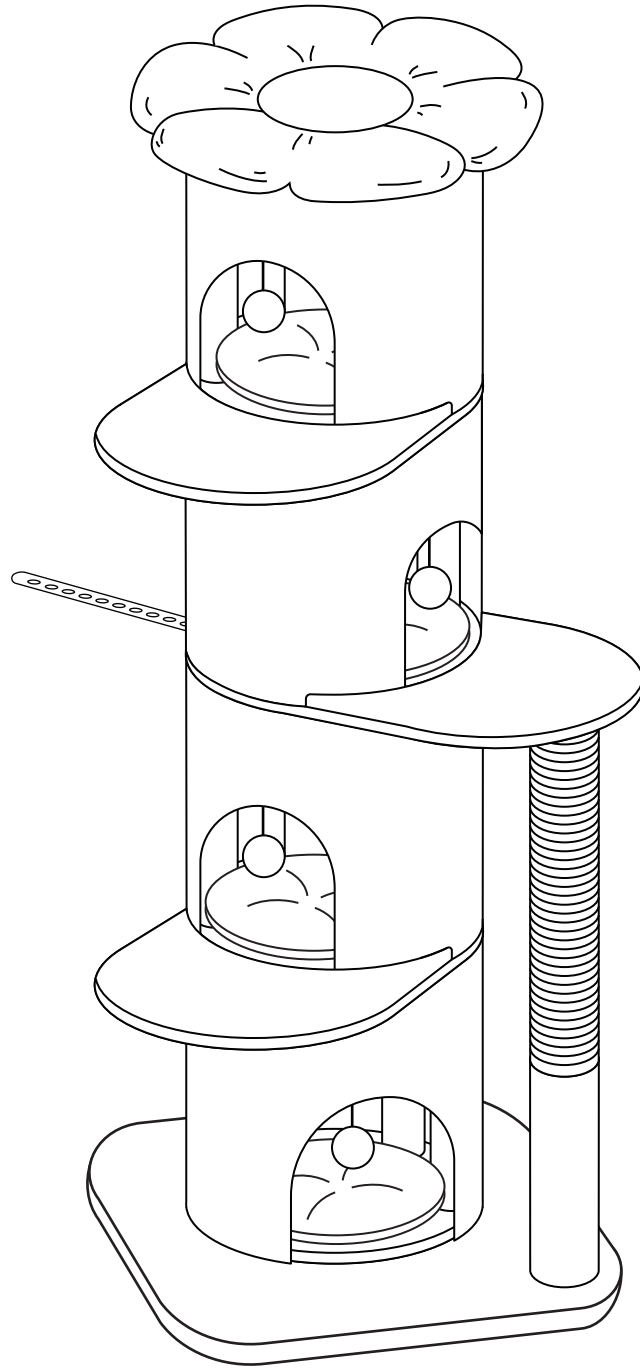


# Installation & Assembly



**EN** - Need help? Contact us

**CN** - 需要帮助？联系我们

**DE** - Brauchen Sie Hilfe? Kontaktieren Sie uns

**FR** - Besoin d'aide ? Contactez-nous

**IT** - Ha bisogno di aiuto? Contattaci

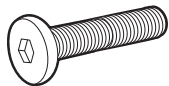
**ES** - ¿Necesitas ayuda? Contáctanos

**NL** - Hulp nodig? Neem contact met ons op

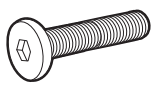
**JP** - お困りですか？いつでもお気軽にお問い合わせください

**KR** - 이:도움이 필요하신가요? 연락하세요

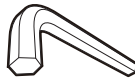
x37



x13



x1



W1 : 35\*8mm

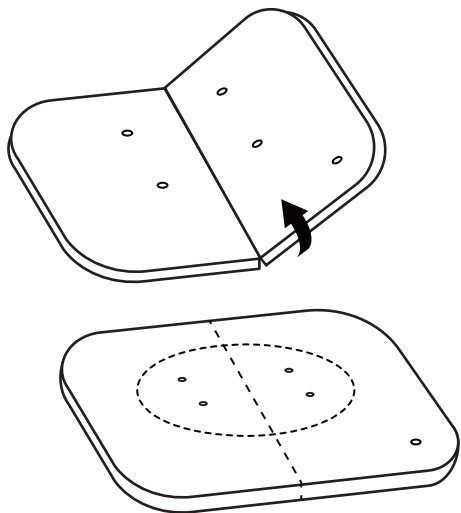
W2 : 25\*8mm

5mm


N1

N2


N3



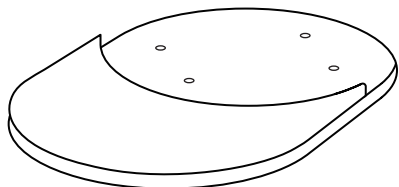
**A** 595\*595\*30mm(x1)



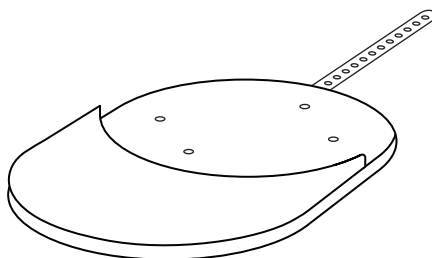
**B**  $\Phi 395*395$ mm(x1)




**C**  $\Phi 395*395$ mm(x3)



**D** 595\*395\*32mm(x2)



**E** 595\*395\*32mm(x1)



**F**  $\Phi 510$ mm(x1)




**G** 295\*79mm(x1)



**H** 500\*79mm(x1)



**I** 150\*80\*12mm(x1)



**J** 370\*45mm(x16)



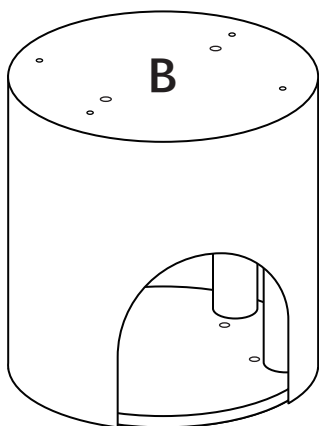
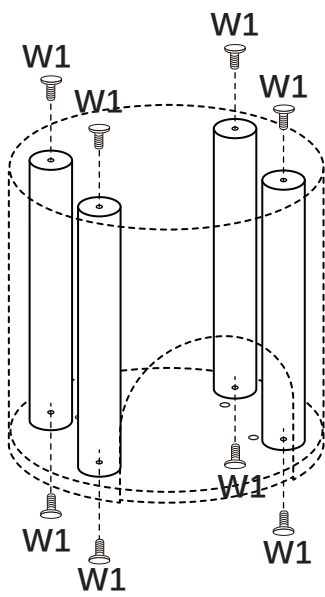
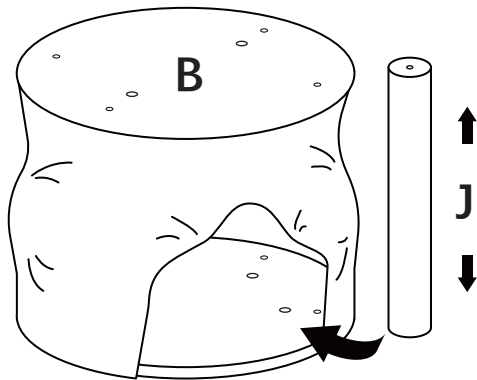
**K**  $\Phi 360$ mm(x4)



**L** (x4+1)

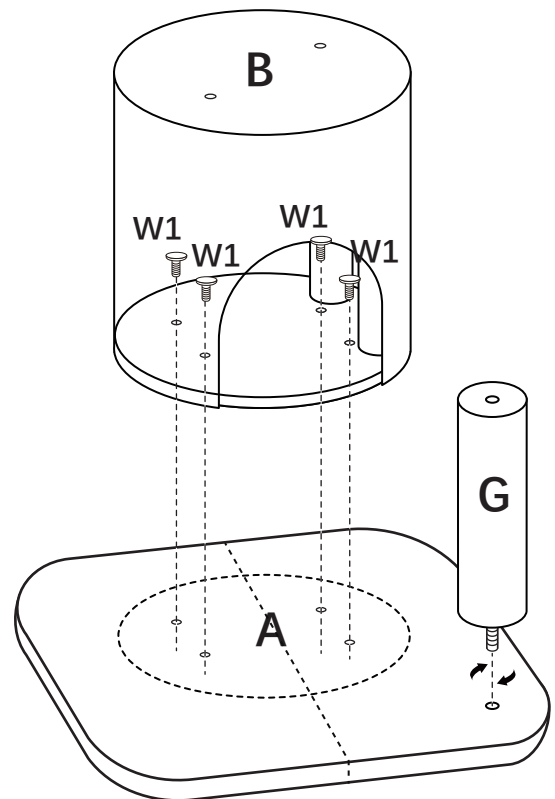
1

W1  x8





2

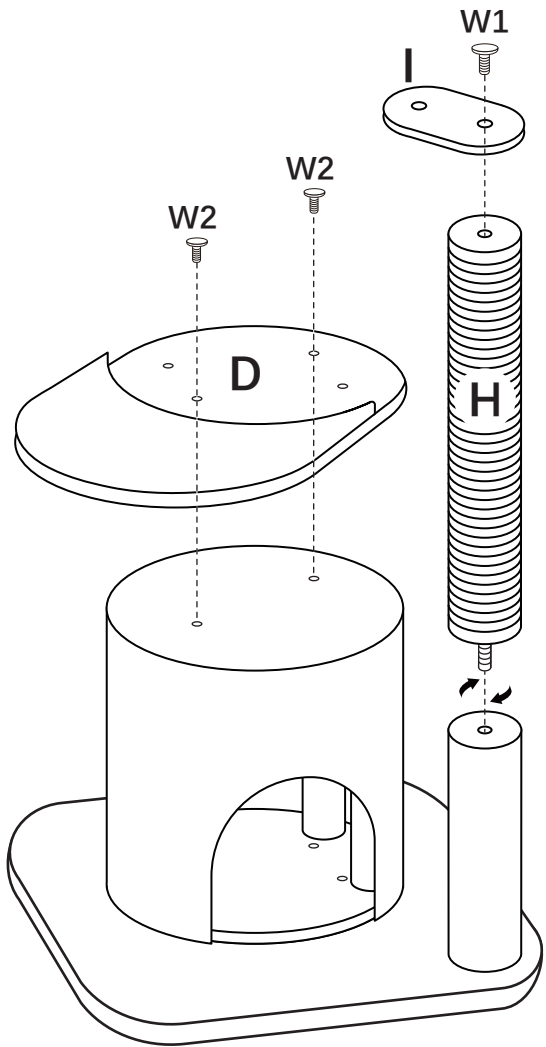
W1  x4




3

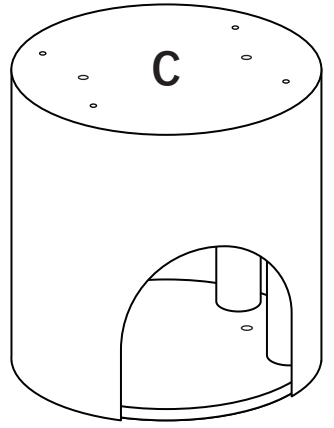
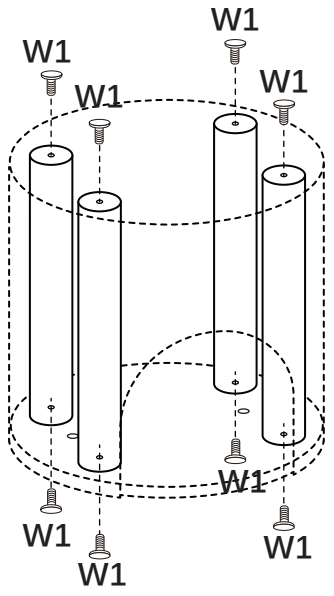
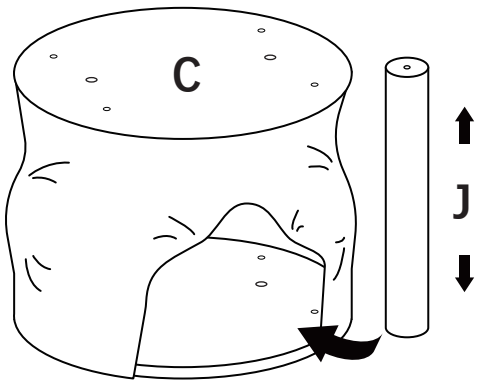
3

- W2  x2
- W1  x1



4

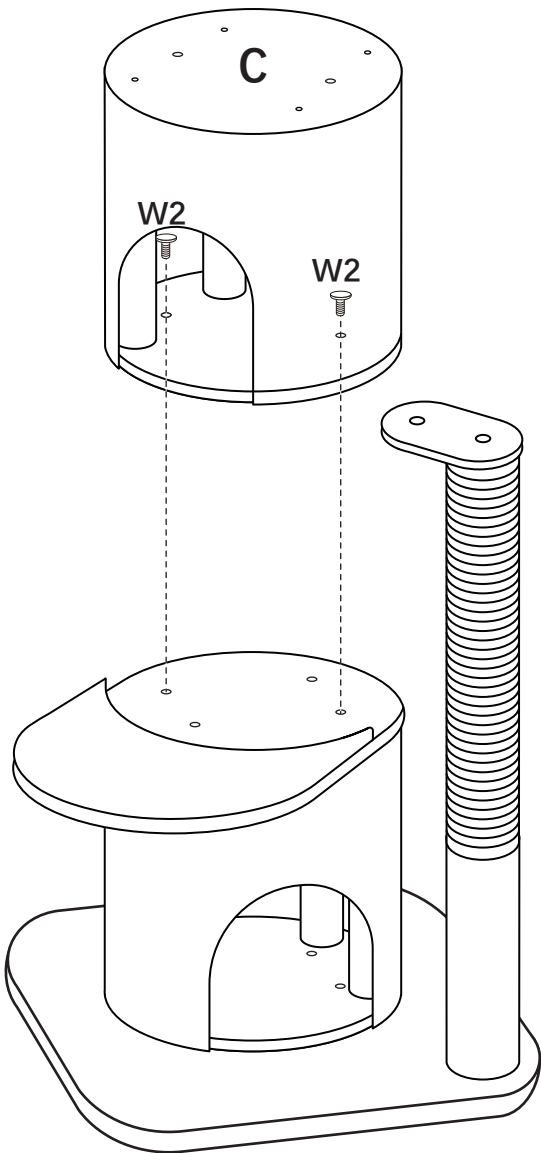
- W1  x24



Cx3

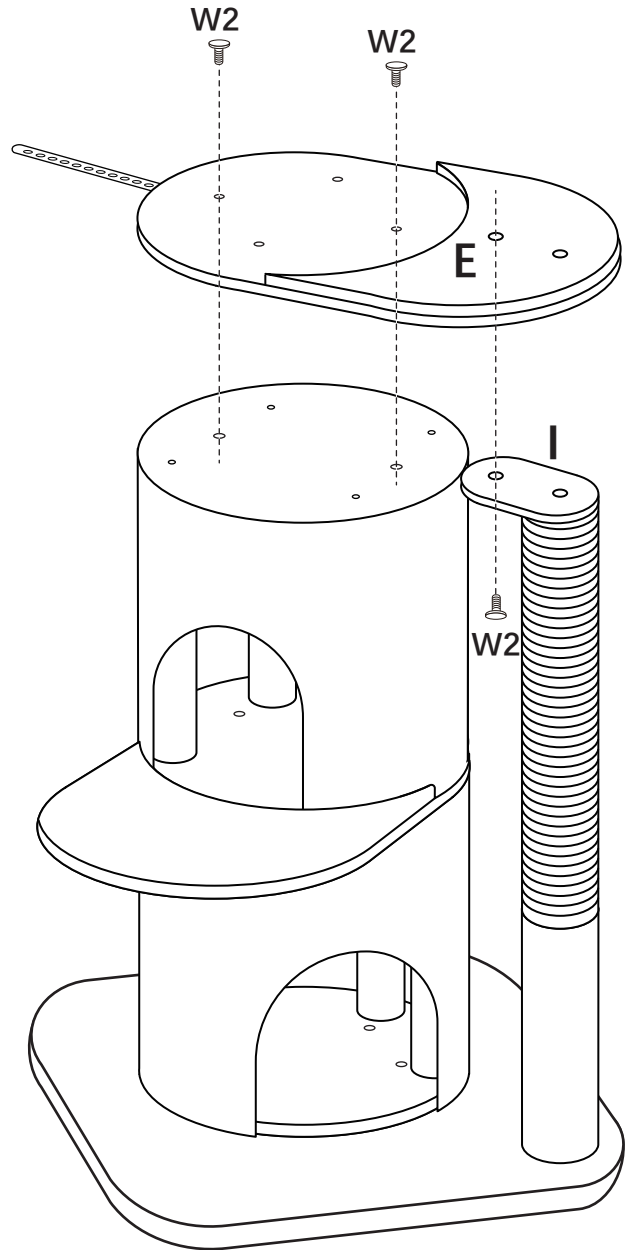
5

W2  x2



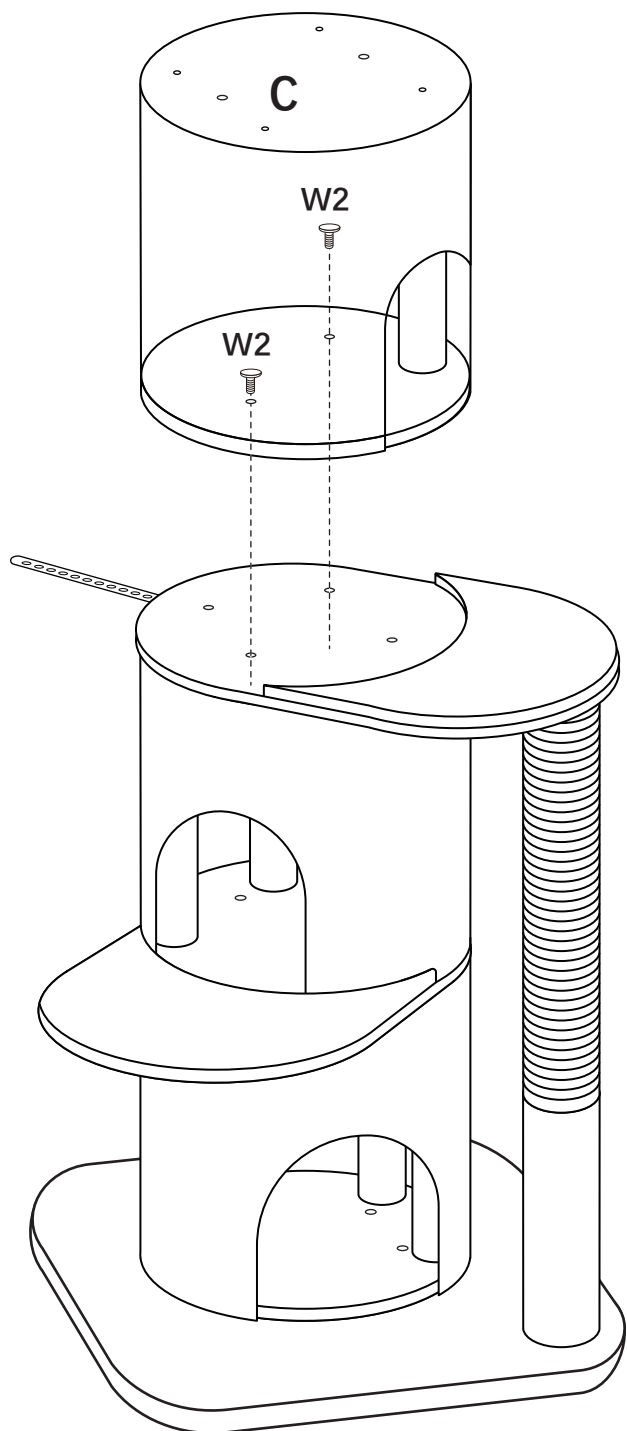
6

W2  x3



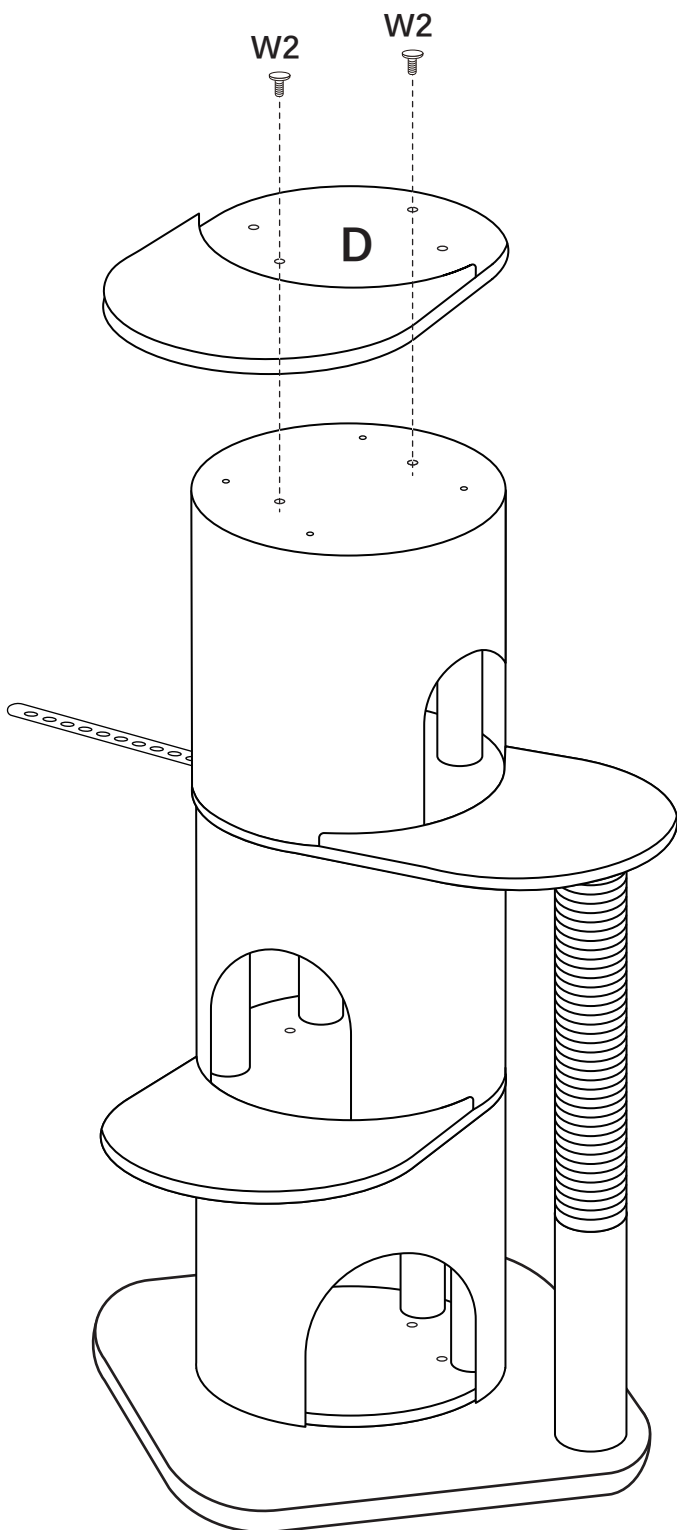
7

W2  x2



8

W2  x2

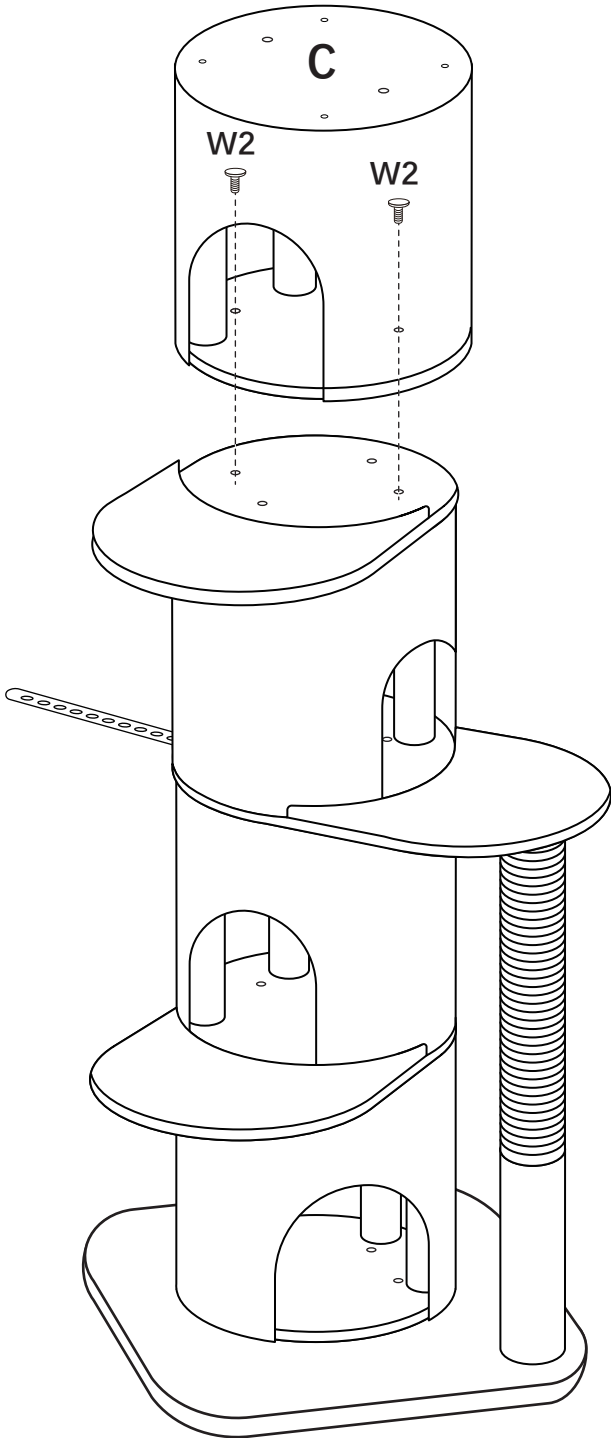


9

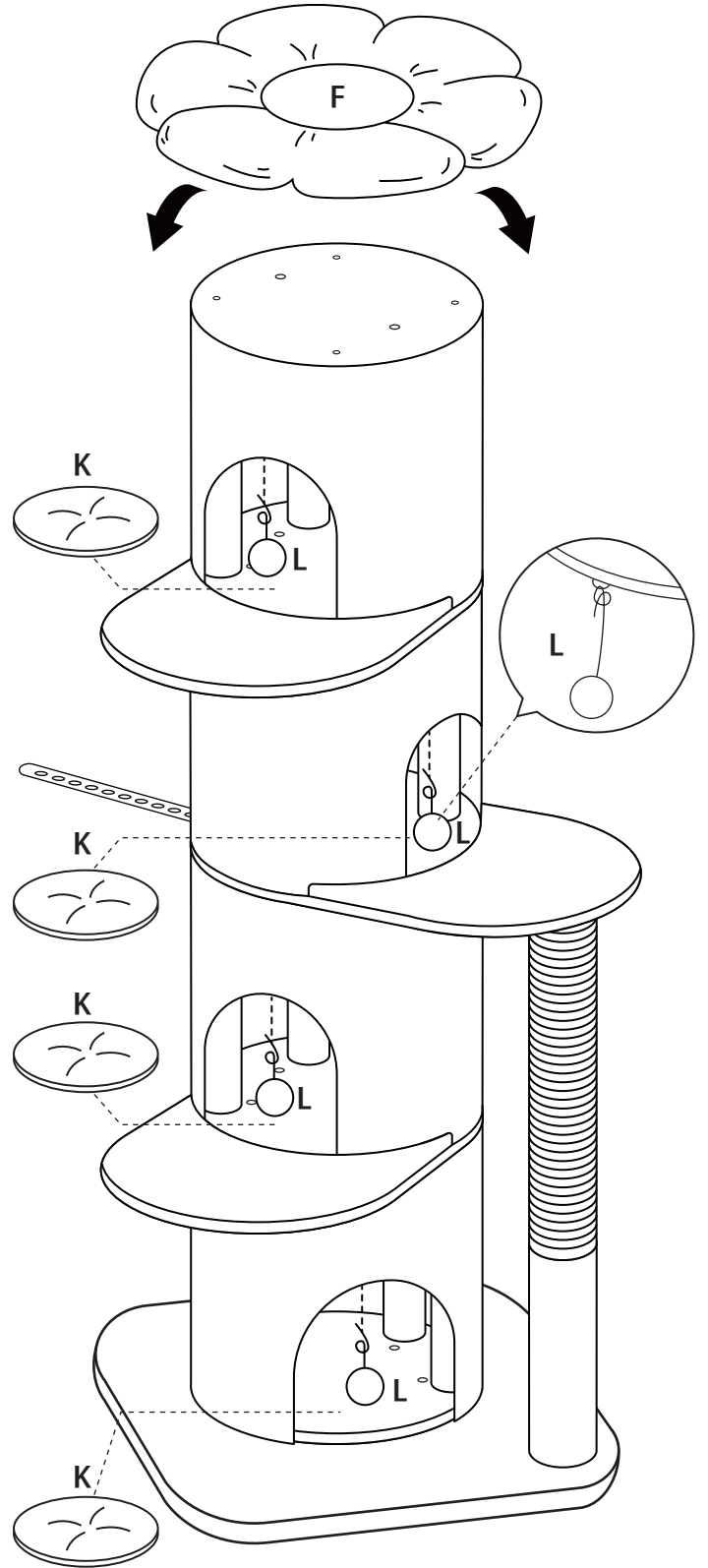
W2



x2



10



**EN**

**Anti-tip strip:**

Secure to a wall  
—Enhance safety.

**CN**

**配有防摔条:**

建议固定在墙上  
—防止倾倒, 提升安全性。

**DE**

**Kippschutzstreifen:**

Sicher an der Wand befestigen  
—Sicherheit erhöhen.

**FR**

**Bande anti-basculement:**

Fixez au mur  
—Renforcer la sécurité.

**IT**

**Striscia anti-ribaltamento:**

Fissare al muro  
—Aumentare la sicurezza.

**ES**

**Tira anti-vuelco:**

Asegurar a la pared  
—Mejorar la seguridad.

**NL**

**Anti-kantelstrip:**

Stevig aan de muur bevestigen om  
de veiligheid te verhogen

**JP**

**転倒防止ベルト:**

壁に固定  
—安全性を上げる。

**KR**


**쓰러짐 방지 벨트:**

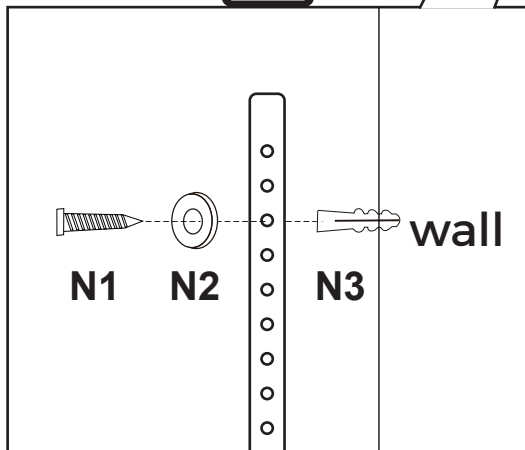
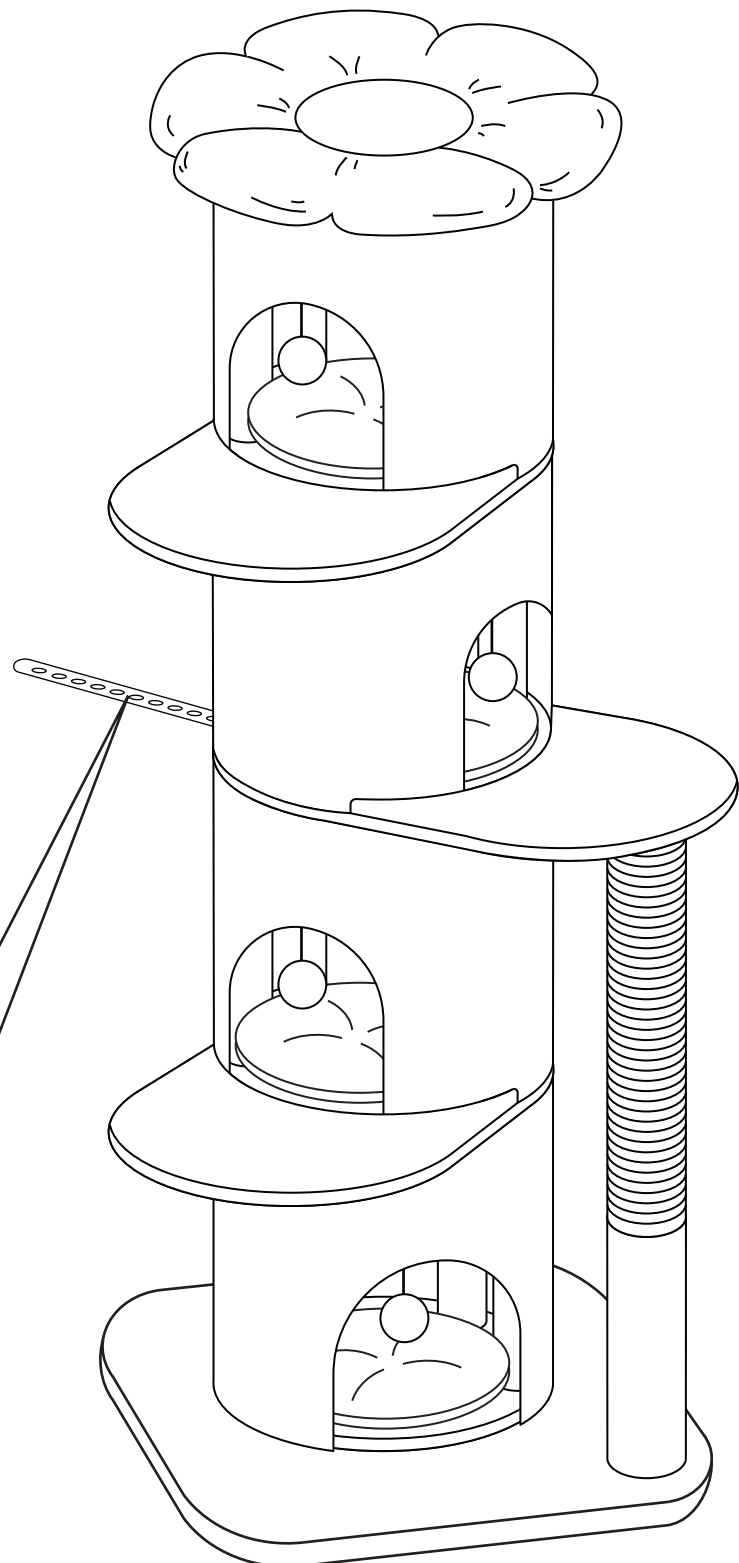
벽에 단단히 고정  
—안전성 강화.

2

N1  x1

N2  x1

N3  x1





## IMPORTANT:



- Assemble on a flat surface
- Tighten all screws securely
- Place against a wall for added stability
- Supervise your cat's first use
- **Warning:** Keep away from fire.
- Keep plastic bag away from children.



## 注意事项:



- 在平稳地面安装
- 确保所有螺丝拧紧
- 建议靠墙放置，增强稳定性
- 初次使用，建议观察猫咪适应情况
- **警告：** 远离火源，将塑料袋放在儿童接触不到的地方。



## WICHTIG:



- Auf einer flachen Oberfläche montieren
- Alle Schrauben fest anziehen
- Zur zusätzlichen Stabilität an eine Wand stellen
- Beaufsichtigen Sie den ersten Einsatz Ihrer Katzen
- **Warnung:** Von Feuer fernhalten.
- Plastiktüte von Kindern fernhalten.



## IMPORTANT:



- Assemblez sur une surface plane
- Serrez fermement toutes les vis
- Placez contre un mur pour plus de stabilité
- Surveillez la première utilisation par votre chat
- **Avertissement :** Tenez éloigné du feu.
- Gardez le sac en plastique hors de portée des enfants.



## IMPORTANTE:



- Assemblare il prodotto su una superficie piana
- Serrare bene tutte le viti
- Posizionare il prodotto contro una parete per maggiore stabilità
- Sorvegliare il gatto durante il primo utilizzo
- **Avvertenza:** Tenere lontano da fiamme.
- Tenere il sacchetto di plastica lontano dai bambini.



## IMPORTANTE:



- Ensamblar sobre una superficie plana
- Asegurar que todos los tornillos estén bien apretados
- Colocar contra una pared para mayor estabilidad
- Supervisar el primer uso de su gato
- **Advertencia:** Mantener alejado del fuego.
- Mantener la bolsa de plástico fuera del alcance de los niños.



## BELANGRIJK:



- Monteer op een vlakke ondergrond
- Draai alle schroeven stevig vast
- Plaats tegen een muur voor extra stabiliteit
- Houd toezicht op het eerste gebruik van uw katten
- **Waarschuwing:** Uit de buurt van vuur houden.
- Houd de plastic zak weg bij kinderen.



## ご注意:



- 平らな床で組み立てる
- すべてのネジをしっかり締める
- 安定性を高めるために壁に寄せて設置する
- 初使用の場合は猫ちゃんの状態を見守る。
- **警告：** 火気厳禁。
- ビニール袋を子供の手の届かないところに保管してください。



## 중요:



- 평지에서 조립하세요.
- 모든 나사를 단단히 조이세요
- 안정성을 높이기 위해 벽에 기대어 두세요
- 처음 사용하는 경우 고양이의 적응력을 살펴보세요.
- **경고:** 화기엄금.
- 비닐봉지는 어린이의 손이 닿지 않는 곳에 보관하세요.

