

# **VEVOR<sup>®</sup>**

**TOUGH TOOLS, HALF PRICE**

Technical Support and E-Warranty Certificate

[www.vevor.com/support](http://www.vevor.com/support)

## **BATHROOM TRANSFER ROD**

**MODEL:HFK-3160B \ HFK-3160W**

We continue to be committed to provide you tools with competitive price. "Save Half", "Half Price" or any other similar expressions used by us only represents an estimate of savings you might benefit from buying certain tools with us compared to the major top brands and does not necessarily mean to cover all categories of tools offered by us. You are kindly reminded to verify carefully when you are placing an order with us if you are actually Saving Half in comparison with the top major brands.



# VEVOR<sup>®</sup>

TOUGH TOOLS, HALF PRICE

## BATHROOM TRANSFER ROD

MODEL:HFK-3160B \ HFK-3160W



### NEED HELP? CONTACT US!







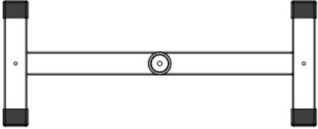



Have product questions? Need technical support? Please feel free to contact us:

**Technical Support and E-Warranty Certificate**  
[www.vevor.com/support](http://www.vevor.com/support)

This is the original instruction, please read all manual instructions carefully before operating. VEVOR reserves a clear interpretation of our user manual. The appearance of the product shall be subject to the product you received. Please forgive us that we won't inform you again if there are any technology or software updates on our product.

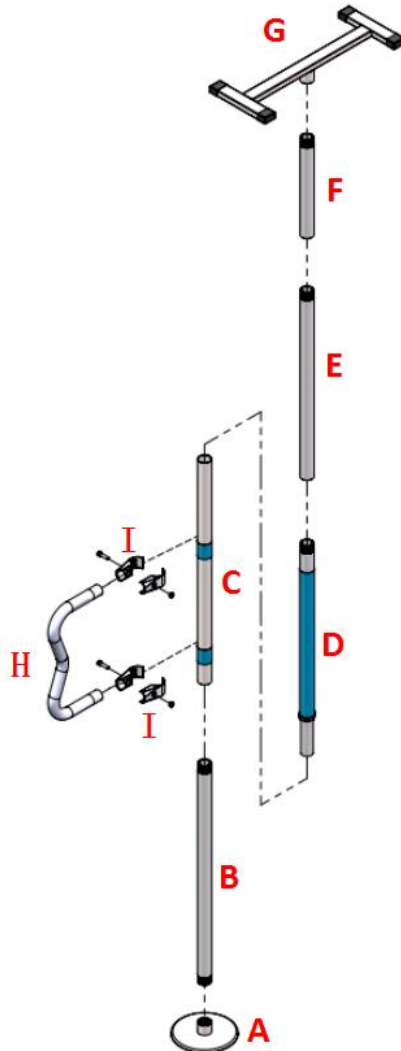


Warning-To reduce the risk of injury, user must read instructions manual carefully.

Part List		
Code	Picture	Qty.
A		1
B		1
C		1
D		1
E		1
F		1
G		1
H		1
I		2
J		1

Model	HFK-3160B	HFK-3160W
Max. Load (kg)	136	136
Height Adjustment Range (mm)	2130-3060	2130-3060
Colour	Black	White

**Assemble the handrail as shown below:**



- **Warning!**  
**Sloping or concave ceilings are not available. Ensure that the ceiling is parallel to the floor.**
- **Note:** It can be combined in a variety of forms, choose the height you want!

## Shape I

When E is not installed, it can be adapted to the ceiling high panel range: 2130-2445mm.

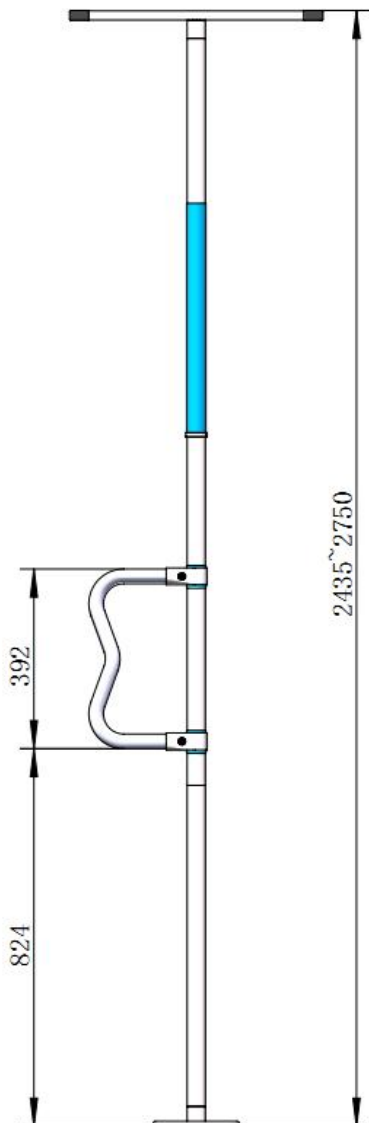
(Unit:mm)



## Shape II

When F is not installed, it can be adapted to the ceiling high panel range:2435-2750mm.

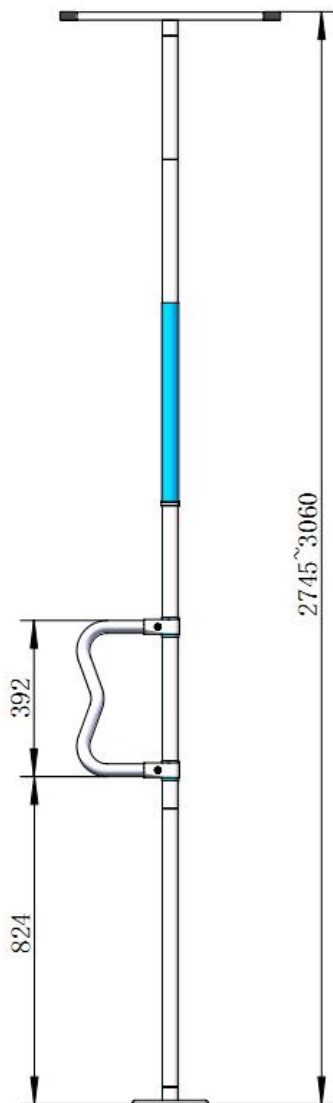
(Unit:mm)



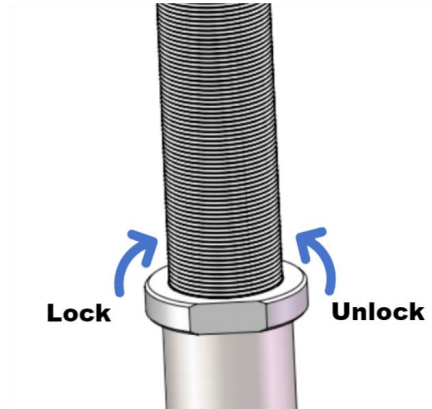
## Shape III

When fully installed, can be adapted to the ceiling panel range:2745-3060mm.

(Unit:mm)

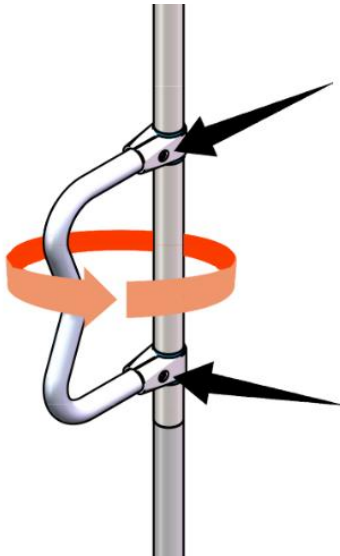


## Regulation Method



### Warning!

The torque shall not be less than 22Nm and shall not be greater than 33Nm when tightening.



Loosen the two screws pointed by the arrow, the armrest can be rotated 360°, adjusted to the required position, and then tightened.

**Manufacturer:** Shanghaimuxinmuyeyouxiangongsi

**Address:** Shuangchenglu 803nong11hao1602A-1609shi, baoshanqu, shanghai 200000 CN.

**Imported to AUS:** SIHAO PTY LTD. 1 ROKEVA STREETEASTWOOD NSW 2122 Australia

**Imported to USA:** Sanven Technology Ltd. Suite 250, 9166 Anaheim Place, Rancho Cucamonga, CA 91730

<b>UK</b>	<b>REP</b>
-----------	------------

YH CONSULTING LIMITED. C/O YH Consulting Limited Office 147, Centurion House, London Road, Staines-upon-Thames, Surrey, TW18 4AX

<b>EC</b>	<b>REP</b>
-----------	------------

E-CrossStu GmbH  
Mainzer Landstr.69,  
60329 Frankfurt am Main.



**VEVOR**®

**TOUGH TOOLS, HALF PRICE**

**Technical Support and E-Warranty Certificate**

**[www.vevor.com/support](http://www.vevor.com/support)**