


User Manual for the Record Player





First, take out the subwoofer cable and plug it in—that's all there is to it.



Turn the power switch ON.



The BT button selects Bluetooth mode.



You can plug in the USB flash drive to play music while in Bluetooth mode.



This is the "Next Track" button.



This is the "Previous Track" button.




This knob is the volume control.



After removing the USB drive, "BE" will appear —you can now stream music from your phone.



FM switches to radio mode.



This knob is for tuning stations.




This is the vinyl / record mode.



Place the vinyl record properly.



This is the stylus (needle) protective cover.



Remove the protective cover.



Simply place the stylus on the outermost edge of the record.



Just adjust to a comfortable volume and enjoy.



This is the speed-selector button.