











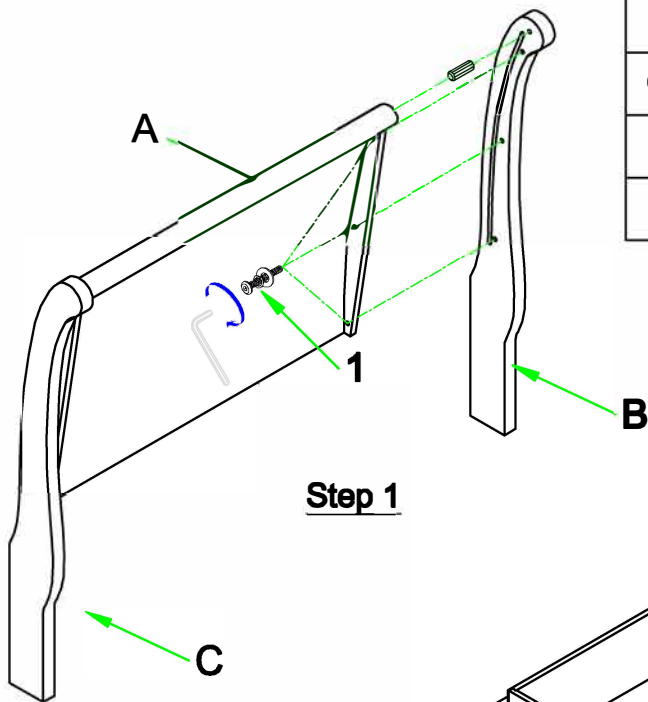


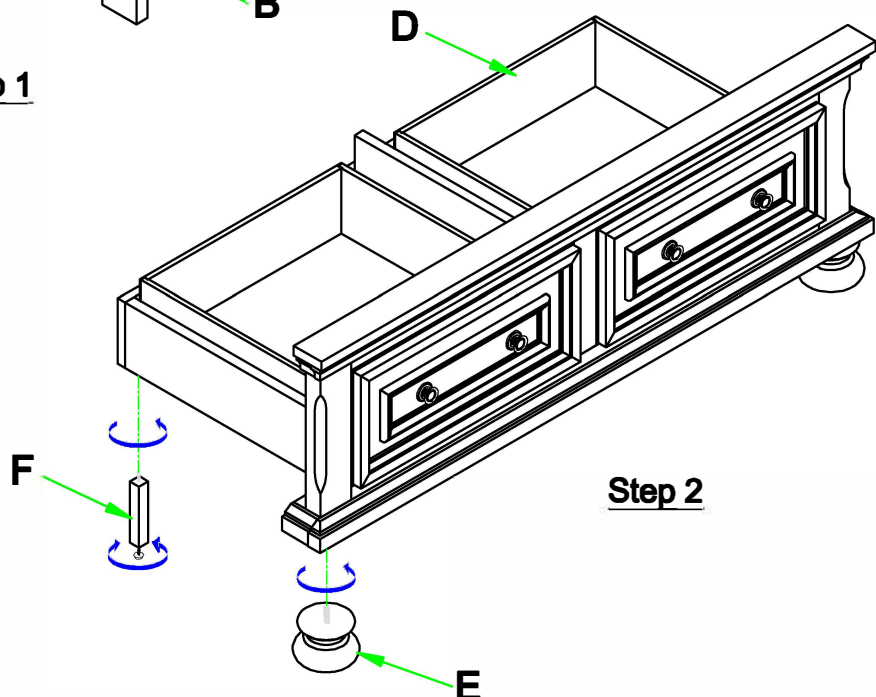
Assembly Instruction

FULL PLATFORM BED FULL HEADBOARD FULL FOOTBOARD 2 DRAWERS & SLATS TWIN/FULL RAILS

NO.	Hardware List		Q' TY	NO.	Parts list	Q' TY
1		Ø5/16" *1-1/2"L Allen Bolt	6PCS	A	 Headboard	1PC
		Ø5/16" Spring washer	6PCS	B	 Left Headboard Leg	1PC
		Ø5/16" *19mm Flat washer	6PCS	C	 Right Headboard Leg	1PC
		Allen key (4mm)	1PC	D	 Footboard w / drawers	1PC
2		Ø10mm*40mm Wooden dowel	2PCS	E	 Bun Foot	2PCS
		Ø8*Ø4*1-1/4"L Wood Screw	10PCS	F	 Support leg of drawer	3PCS
				G	 Support legs for slats	4PCS
				H	 Slats	15PCS
				I	 Rails	2PCS



Step 1



Step 2



For items use on wooden floor, hard surfaces or carpets, it is recommended to Install protective pads under all legs and supports to avoid/prevent from damages/scratches and discoloration.

Assembly Instruction

FULL PLATFORM BED

FULL HEADBOARD

FULL FOOTBOARD

2 DRAWERS & SLATS

TWIN/FULL RAILS

