

# LAIKEYO(Floor lamp)

## Resin Gourd Tube Floor Lamp

Please refer to the video page for the installation video

Model:LK034

### ■Specification

Voltage: 110-130V

Wattage: 100 Watt Max

Material: Meta + Resin

Lamp holder: E26

Wire Length: 96in/2440mm

Usage: Indoor use only

### ■Package Include

1 x Lampshade

1 x Lamp Base

2 x Metal rings

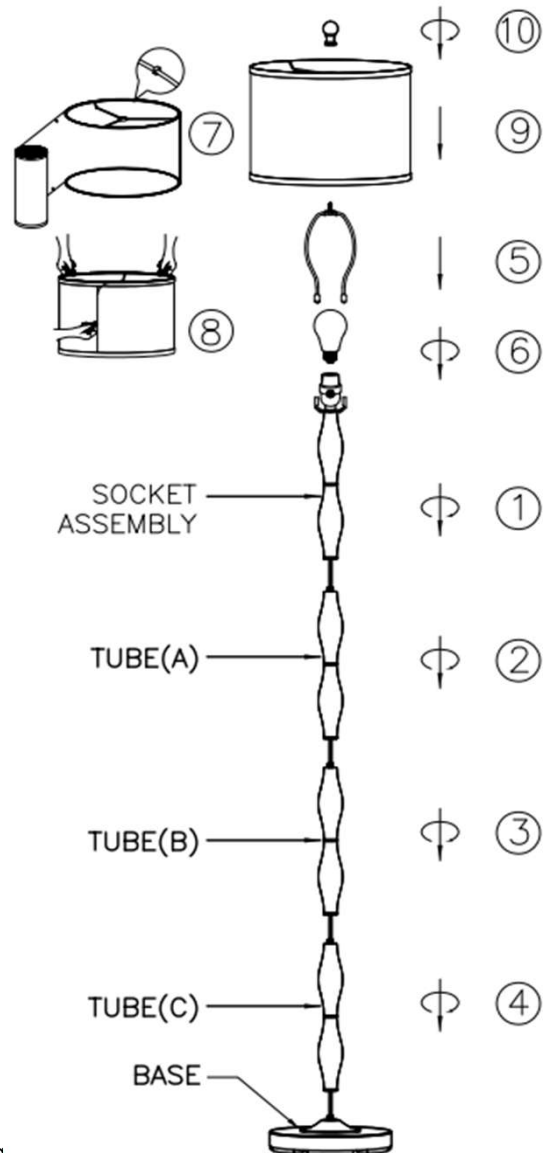
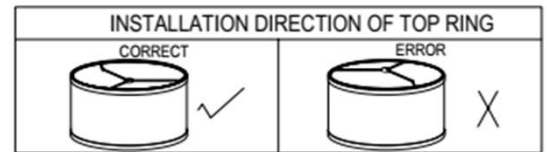
1 x Finial&Harp

1 x A19 Led Bulb

1 x User Manual

### ■Easy Installation

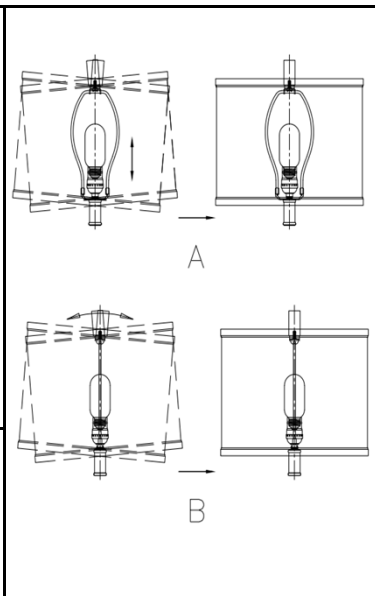
- 1.Fasten Socket Assembly into Tube(A) be careful not to twist power cord.
- 2.Fasten Tube(A) into Tube(B)be careful not to twist power cord.
- 3.Fasten Tube(B) into Tube(C) be careful not to twist power cord.
- 4.Fasten Tube(C) onto Base be careful not to twist power cord.
- 5.Attach two legs of the lamp harp to the saddle.
- 6.Install the bulb.
- 7.Put the bottom ring on the table,then attach 3/4 white lampshade around the bottom ring.
- 8.Attach the top ring to the upper lampshade and the rest 1/4 lampshade to the bottom ring.Then fix the place where the lampshade is joined end to end.
- 9.Fix the lampshade on the lamp harp.
- 10.Screw the finial to secure the lampshade. (When the lampshade is tilted, refer to the lampshade adjustment instructions below.)



YouTube video tutorial, scan the  
OR code to watch



Search on YouTube for Laikeyo Table  
Lamp Installation Guide



### ■ Adjust the angle of the lampshade

A.Adjust the angle in the forward direction

B.Adjust the angle from the side

Refer to Figure A&B

### ■ Attention

- 1.If you want to change the 2700K vintage Led bulb included, incandescent lig 60W are greatly recommended. Not all Led bulbs are fully compatible with the dimmer system of the lamp, so it may cause to flicker or lose dimming function with other Led bulbs.
- 2.The bulb will increase the brightness when it is reaching its lifespan or has partial short-circuit. At that moment, please switch off, change a bulb and use it as you would normally.
- 3.Please shut off the power and unplug it before you screw in a new bulb.
- 4.Don't put the lamp in overheating working condition or cast it into fire.