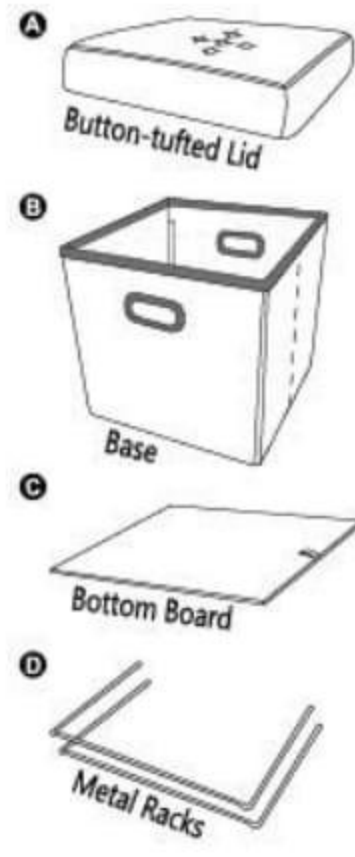


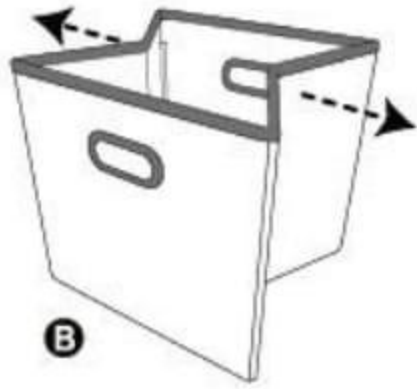
Assembly Instructions

Linen Folding Ottoman with Gray Trim & Five Buttons

- A Button-tufted Lid 1Pcs
- B Base 1Pcs
- C Bottom Board 1Pcs
- D Metal Racks 2Pcs




Step 1



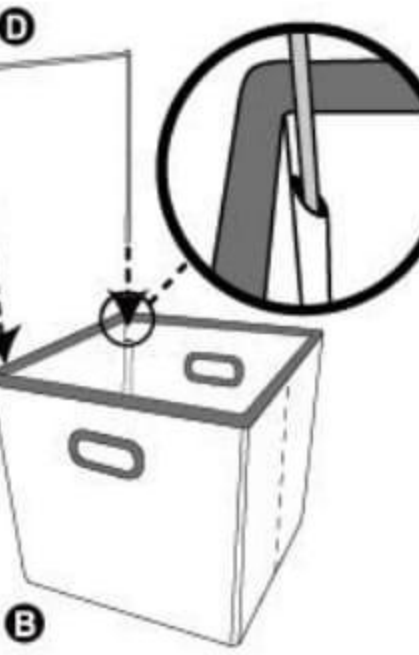
Expand the base into the square shape.

Step 2



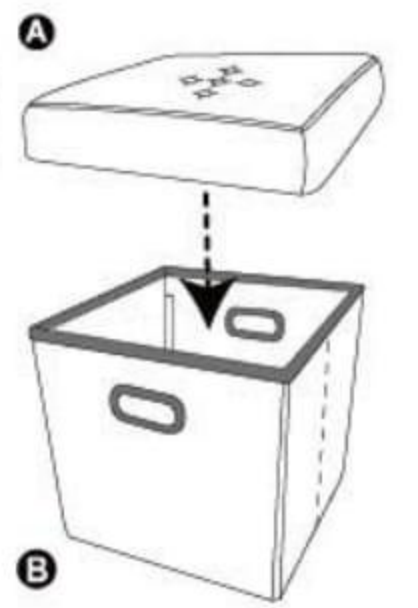
Implement the bottom board to the ottoman and remember to keep the side with the loop facing up for easy removal.

Step 3



Insert the two metal racks into the holes at four corners.

Step 4



Attach the button-tufted lid to complete the assembly.