



PRODUCT DESCRIPTION

A modern racetrack design blending white opal glass with an interior ceramic glaze. Brilliant ambient lighting for a wide range of spaces in residential and commercial environments. Versatile design mounts on walls and ceilings.

FEATURES

- Etched 3/4" thick pressed glass diffuser with interior ceramic glaze
- Ceiling fixture or wall sconce
- ADA compliant when mounted on wall
- ETL & cETL damp location listed
- Smooth and continuous ELV dimming
- Transformer located in J box
- 90 CRI
- 277V available (special order)
- 50,000 hour rated life
- 5 year warranty









SPECIFICATIONS

Construction: Durable die-cast aluminum canopy, with thick opal glass.

Light Source: LED

Finish: Brushed Nickel (BN), Bronze (BZ) and Chrome (CH).

Standards: ETL & cETL damp location listed

		Color Temp	Watt	LED Lumens	Delivered Lumens	Finish
		2700K 3000K	31W 31W	1323 1356	595 670	BN <i>Brushed Nickel</i> 
		2700K 3000K	27W 27W	1356 1392	750 770	BN <i>Brushed Nickel</i> BZ <i>Bronze</i> CH <i>Chrome</i> 
		2700K 3000K	31W 31W	1593 1635	915 940	