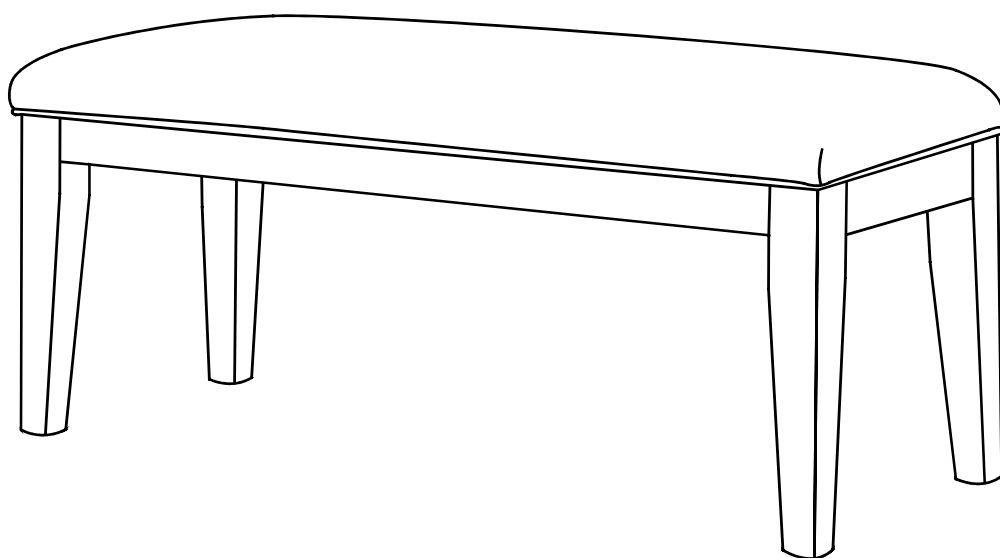


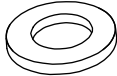

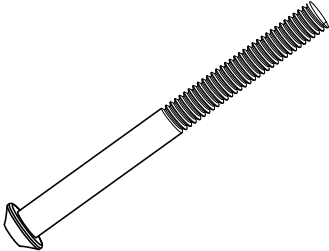



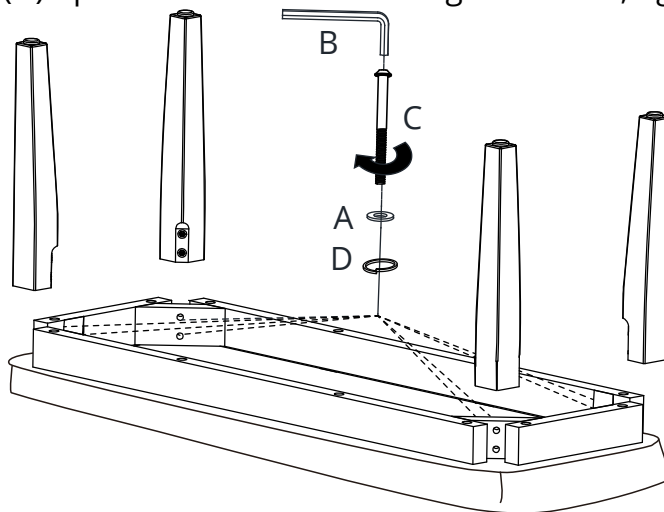
# Assembly instructions



# Packing List

 <p>Stool Seat 1 pc</p>	 <p>Leg 4 pcs</p>	<b>A</b>  <p>Flat Washer 8+1 pcs</p>
<b>B</b>  <p>Allen Wrench 1 pc</p>	<b>C</b>  <p>Screws 8+1 pcs</p>	<b>D</b>  <p>Spring Lock Washer 8+1 pcs</p>

**Step 1** Place each leg in the corresponding position. Tighten them with washer(A) and screws (C) 、 washer(D) up to 80%. After confirming it is stable, tighten them up to 100%.



**Step 2** Finished

