














# ASSEMBLY INSTRUCTIONS

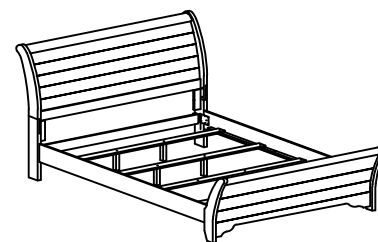
ITEM NO : B8100 / B8130 - K - HB / FB / KQ - RAIL  
KING HEADBOARD / FOOTBOARD / SIDE RAIL

**(BOX 1)  
BOX OF HEADBOARD**

ITEM	DRAWING	DESCRIPTION	QTY
A		HEADBOARD PANEL	1
B		LEFT HEADBOARD LEG	1
C		RIGHT HEADBOARD LEG	1
D		HB BOTTOM RAIL	1
E		HB WOOD BLOCK	2




**(BOX 1) HEADBOARD  
HARDWARE LIST**

ITEM	DRAWING	DESCRIPTION	QTY
1		ALLEN WRENCH (M4(BALL SHAPE)110mm)	1
2		ALLEN WRENCH (M5)	1
3		CONNECTION BOLT (M8 x 20mm) W/WASHER & SPRING WASHER	8
4		CONNECTION BOLT (M6 x 40mm) W/WASHER & SPRING WASHER	8
5		CONNECTION BOLT (M6 x 50mm) BIG W/WASHER & BIG SPRING WASHER	2
6		CONNECTION BOLT (M6 x 60mm) SMALL W/WASHER & SMALL SPRING WASHER	2
7		WOOD DOWEL (M8 x 30mm)	8
8		FLAT HEAD SCREW (#8 x 1 1/8")	8
9		Assembly Tool Not Included	1




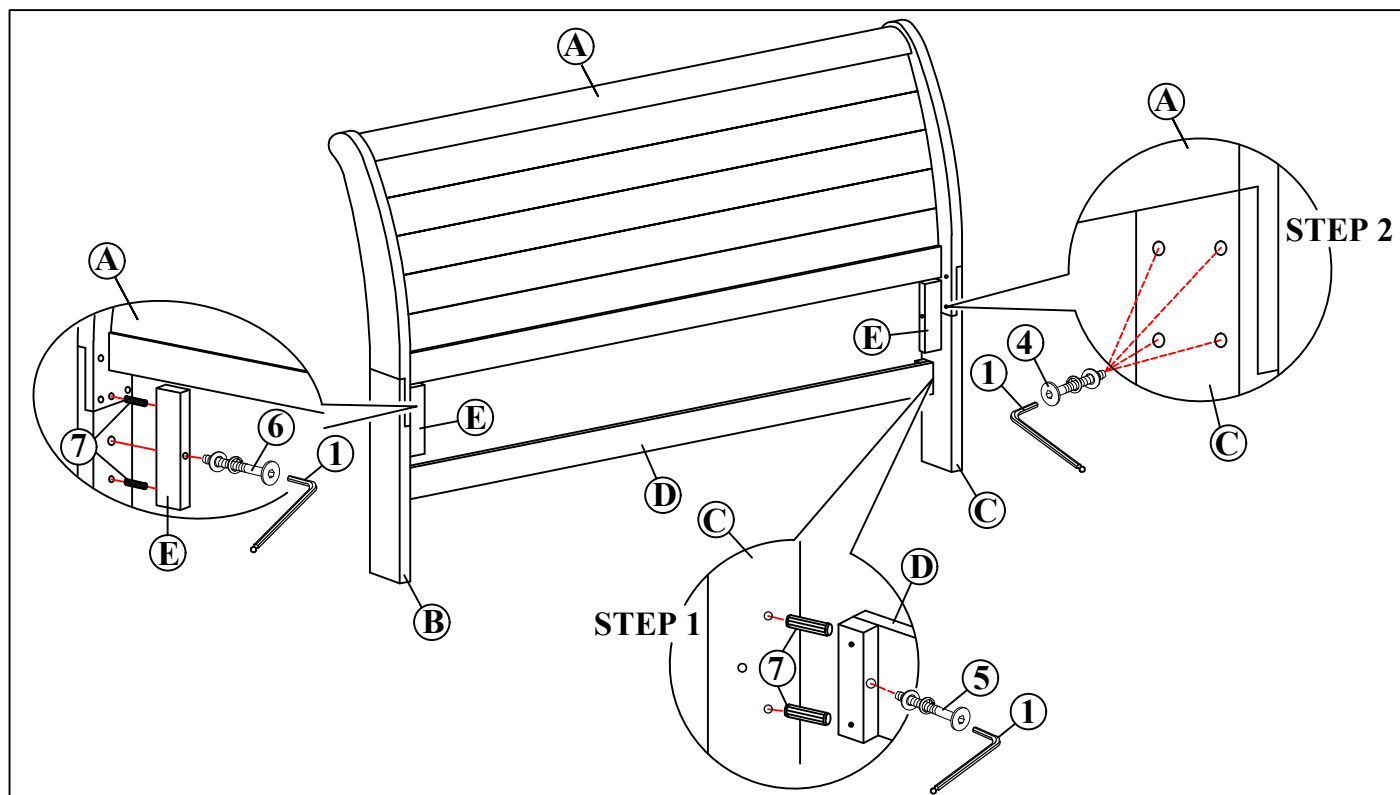
**COMPLETED KING BED  
ASSEMBLY**

**(BOX 2)  
BOX OF FOOTBOARD**

ITEM	DRAWING	DESCRIPTION	QTY
F		FOOTBOARD	1
G		WOODEN SLAT	4
H		WOODEN SUPPORT	8

**(BOX 3)  
BOX OF SIDE RAIL**

ITEM	DRAWING	DESCRIPTION	QTY
I		SIDE RAIL	2



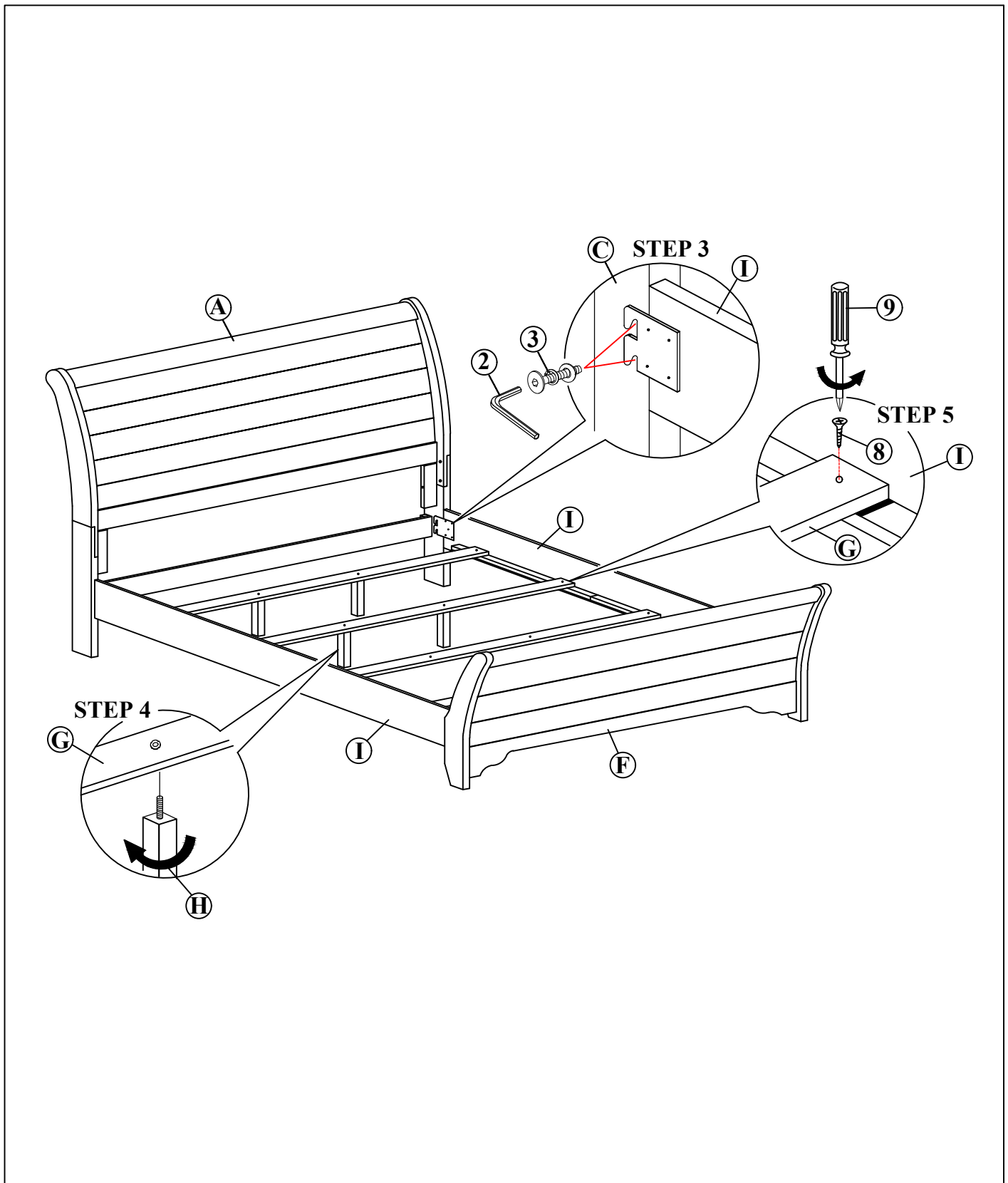
THE HARDWARE IS LOCATED IN THE PACKING ITEMS

NOTE : MUST TIGHTEN SCREWS PERIODICALLY. WITH USE SCREW MAY BECOME LOOSE.  
CHECK TIGHTNESS OF ALL SCREW EVERY 6-8 WEEKS.

**CLEANING INSTRUCTION**

After assembly, clean & polish the completed parts if necessary with soft cloth and industrial recognized furniture polish

# ASSEMBLY INSTRUCTIONS



THE HARDWARE IS LOCATED IN THE PACKING ITEMS

NOTE : MUST TIGHTEN SCREWS PERIODICALLY. WITH USE SCREW MAY BECOME LOOSE.  
CHECK TIGHTNESS OF ALL SCREW EVERY 6-8 WEEKS.

## CLEANING INSTRUCTION

After assembly, clean & polish the completed parts if necessary with soft cloth and industrial recognized furniture polish

MADE IN MALAYSIA