

# Cedar Wood Root Sculpture

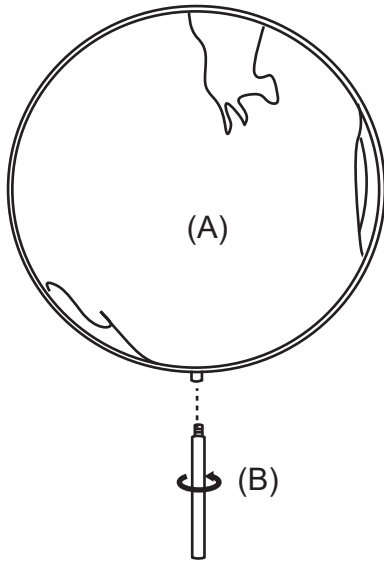
## Package Content:

Sculpture panel x1 (A) Iron support x1 (B)  
Iron base x1 (C) Screw x 1 (a)


## Tools Needed

Screwdriver

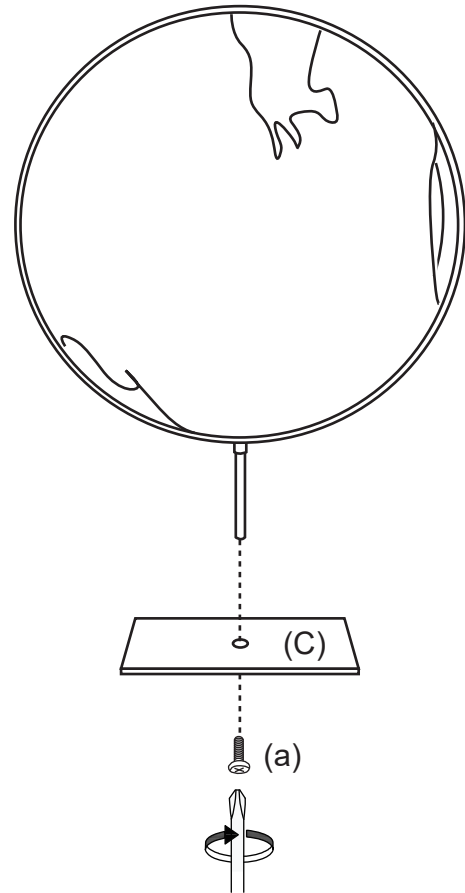
## INSTRUCTION



1. Secure Iron support (B) to Sculpture panel (A) , tighten them.



- 3.



2. Use screwdriver to fix the Iron base (C) on the Iron support (B) with screw(a).

**DISCLAIMER:** Install our shelf and shelving units according to instructions provided. We are not responsible for injury or damage resulting from incorrect installation or use. Our products are for use only as shelves units and are not intended for any other purposes. For assistance with installation or missing parts, please contact us

\* The emission of the chemicals listed in Prop 65 in this product has been tested to meet the standard of CARB ATCM.