

# Safety



**WARNING: Suffocation risk for small children**

Cleaning instructions: Spot cleaning recommended  
Indoor use only

## Specifications

**Dimensions:** 25" W x 25" D x 18" H

**Weight Capacity, Top:** 500 lbs. (evenly distributed)

**Weight Capacity, Interior:** 50 lbs. (evenly distributed)

**Weight:** 20.6 lbs.

## Customer Service Information

**Seville Classics Inc.**

**Telephone:** (800) 323-5565

**Fax:** (310) 533-3899

**Hours:** 8:30 AM - 4:30 PM (PST), Monday - Friday

**Email:** support@sevilleclassics.com

**Homepage:** www.sevilleclassics.com

# seville classics®

## XL Square Storage Ottoman

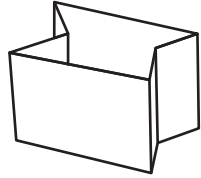


**Model No.: STR30251**

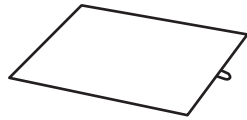
Thank you for choosing Seville Classics. We hope you enjoy your new **XL Square Storage Ottoman**. Please contact our Customer Support for any questions (see back page for contact information). Thank you.

# Parts List

A. Foldable Frame (1)



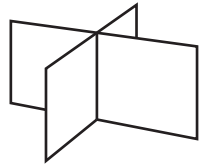
B. Bottom Panel (1)



C. Cushioned Lid w/ Tray (1)



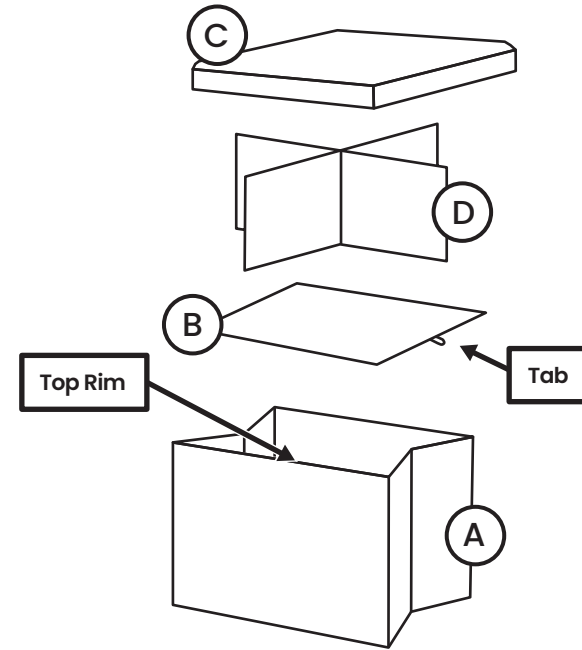
D. Four Sectioned Removable Divider (1)



**Please make sure you have all the parts on this list.**

If you're missing parts, contact us for replacements at (800) 323-5565 or send an email to [support@sevilleclassics.com](mailto:support@sevilleclassics.com)

# Assembly Instructions



## Assemble Ottoman:

### Step 1.

Unfold **BASE (A)** with the open end facing up

### Step 2.

Insert **BOTTOM PANEL (B)** into the base and lay flat at the bottom. Make sure the tab is facing up.

### Step 3.

Set **FOUR SECTIONED REMOVABLE DIVIDER (D)** into the frame, upright.

### Step 4.

Set **LID (C)** onto the top of the base.



Before sitting on the bench ensure lid is secured on the base of the bench.