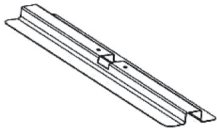
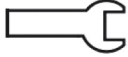
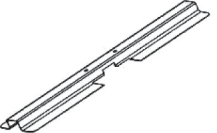


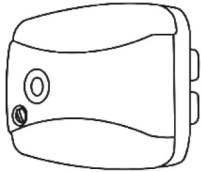


| PART | PICTURE | QTY | PART | PICTURE | QTY |
|------|---|-----|------|---|-----|
| A |  | 1 | D |  | 1 |
| B |  | 1 | E |  | 5 |
| C |  | 4 | F |  | 1 |

instructions for the base:

- 1) Unbolt vertical pole from existing metal cross base
- 2) Slide new water weight over pole with top first.
- 3) Bolt on your new metal cross base to bottom of pole.
- 4) Stand up umbrella and fill with water or sand.

Sand is heavier than water so if in windy area we recommend using sand. Also if you have a cold climate always use sand as the water will freeze and can damage the housing.

WARNINGS:

Never use water fill if your climate goes below freezing.
Don't stand or jump on base.

In high winds we recommend taking umbrella down to protect umbrella and avoid it tipping over.

When filled with water or sand base is heavy, avoid moving and dropping.

