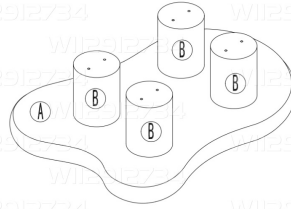
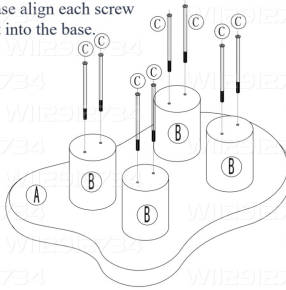


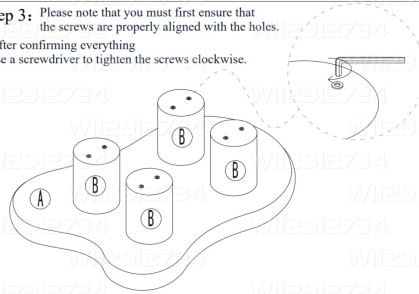
Step 1: Please first align the table legs with the holes.



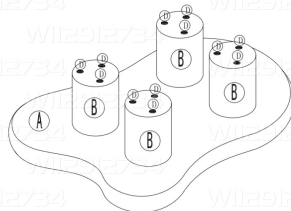
Step 2: Please align each screw and insert it into the base.



Step 3: Please note that you must first ensure that the screws are properly aligned with the holes. After confirming everything use a screwdriver to tighten the screws clockwise.



Step 4: Please place the pads under base.



【Note】 Make sure the screws are tightened before using!