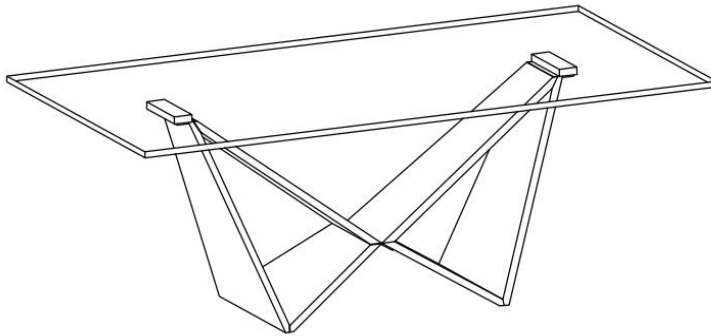


# Console table

## Assembly Instruction



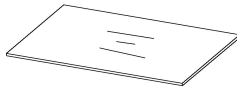
ASSEMBLY TIME PER UNIT:

20MINUTES

### PARTS IDENTIFICATION

#### B1:TOP GLASS

A TOP GLASS

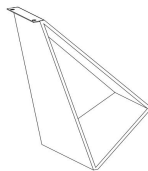


1pc

#### HARDWARE LIST

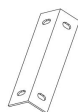
#### B2:BASE

B legs



2PCS

C plate



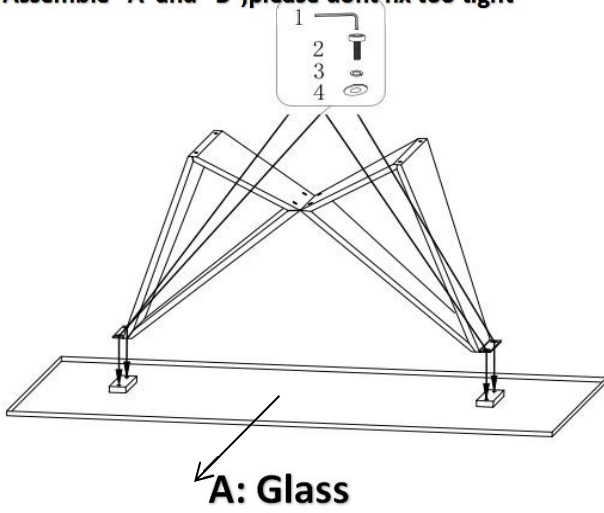
1pc

NO.	DESCRIPTION	FIGURE	QTY
1	Allen wrench		1
2	Bolts M8*16		8
3	spring shim		8
4	Flat washer		8

Hardware pack is located in **BASE BOX**

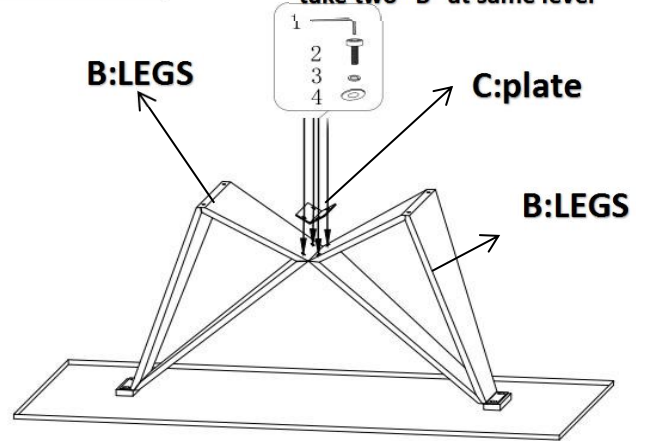
STEP : 1

Assemble "A" and "B", please dont fix too tight

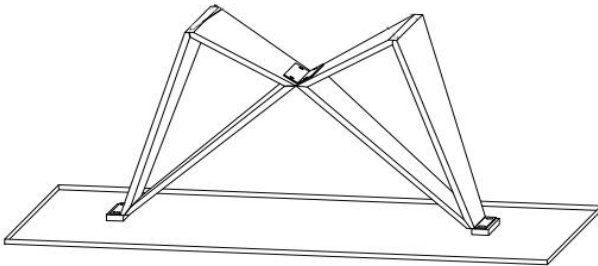


STEP : 2

when fixed "C" and "B" . take two "B" "at same level

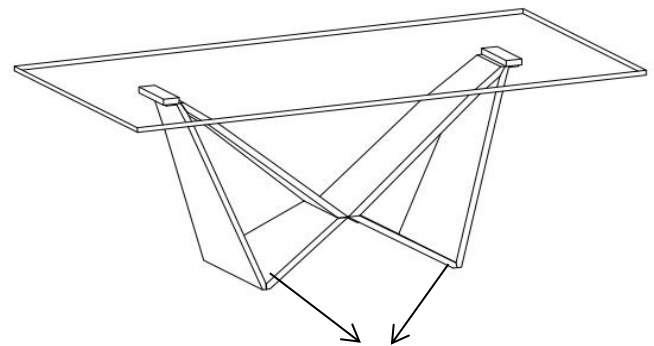


STEP : 3



Before reversal table ,Fix the "A" and "B" tight again

STEP : 4



The bottom fixed adjustment feets

