

## Description

Recessed LED module with interchangeable 2-inch round or square open pinhole apertures are available in various finishes to suit many décors. Use with 4-inch nominal recessed housings suitable for residential and shallow plenum commercial construction or can be used to retrofit existing installations. Field interchangeable primary optics provide various distribution patterns and spacing to mounting height ratios. Use for general and task lighting in low to medium height ceilings where energy savings, long life and optical control are required.

Catalog #		Type	
Project		Date	
Comments			
Prepared by			

## Specification Features

### Module

- Field interchangeable and upgradable LED module consists of LED array, primary optic and driver
- Integral die cast aluminum heat sink provides passive thermal cooling achieving L70 at 50,000 hours in IC and non-IC applications

### Retention

- Stainless steel springs hold module securely in the housing, can be removed thru the aperture for service or replacement

### LED Array

- Proximity phosphors over chip on board LEDs provide a uniform source with high efficiency and no pixilation
- Available in 90 CRI minimum, R9 greater than 50 and color accuracy within 3 SDCM provide color accuracy and uniformity

### Gaskets

- Closed cell gaskets achieve restrictive airflow requirements without additional caulking

### Trims

- Die formed steel trims are available in 2-inch round or square pinhole apertures and can be interchanged in the field
- Available in a broad range of painted or plated finishes, can be painted in the field to match any décor
- Magnetic attachment holds trim tightly to ceiling and eliminates light leaks.

### Media

- Integral media holder provided accepts (1) 2" diameter 3.0mm thick color filters, lens or louvers
- Order media separately

### Primary Optic

- Precision molded TIR optic organizes source flux into useful beams without stray lumens in the field
- Two-piece construction with matte black mounting ring and polarized turn and lock mounting aligns optic to source and minimizes backlight in the housing
- Exceeds ENERGY STAR® color angular uniformity requirements, color deviation is typically less than 0.002 u' v'.
- Available in spot, narrow flood, flood and wide flood distributions, ships with narrow flood or flood factory installed, order alternate distributions or replacement separately
- Integral media holder accepts (1) lens or louver

### VividTune

- D2W™ dim-to-warm option shifts color temperature from 3000 K to 1850 K as fixture dims mimicking the black body dimming response of halogen sources

### Driver

- Integral UNV 120 - 277V 50/60 Hz constant current driver provides noise free operation and can be replaced in the field
- Continuous, flicker-free dimming from 100% to 5% with select leading or trailing edge 120V phase cut dimmers
- Optional UNV 120-277V 50/60 Hz driver with 0 -10V analog dimming from 100% to 5%, provided with inline electrical quick connect for low voltage connections
- Medium base (E26) to CJT adapter (provided) provides mains connection.

### Compliance

- cULus listed for use with Halo housings, classified for use with other's housings, see instruction sheet for conditions of acceptability
- Damp location listed
- Airtight per ASTM-E283
- Suitable for use in clothes closets when installed in accordance with the NEC 410.16 spacing requirements
- EMI/RFI emissions per FCC 47CFR Part 15 consumer limits
- Contains no mercury or lead and RoHS compliant
- Photometric testing in accordance with IES LM-79-08
- Lumen maintenance projections in accordance with IES LM-80-08 and TM-21-11
- Can be used for State of California Title 24 high efficacy LED compliance under JA8, reference Modernized Appliance Efficiency Database System (MAEDBS) for 2016 JA8 High Efficacy Lighting
- Certified to State of California Title 20, State-regulated LED Lamp; reference Modernized Appliance Efficiency Database System (MAEDBS) for State-regulated LED Lamp
- ENERGY STAR® certified, reference Certified Light Fixtures database.

### Warranty

Five year limited warranty, consult website for details.  
[www.cooperlighting.com](http://www.cooperlighting.com)



**ML4D**

**TL41R**

**TL42S**

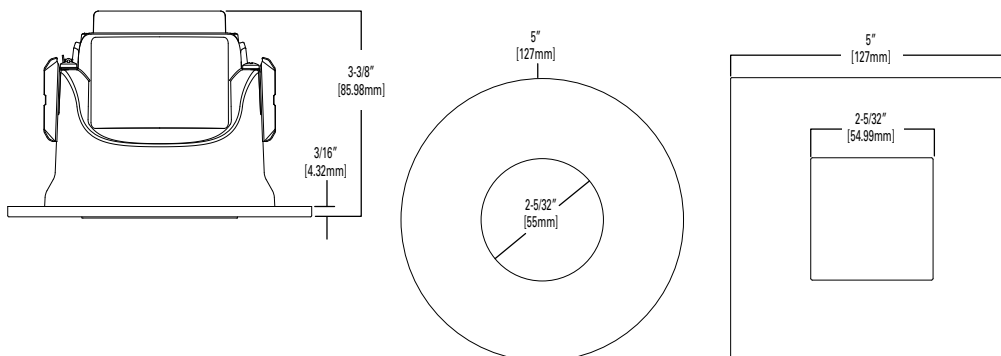
**2-Inch Round and Square Pinhole Downlight**

**Up to 1100 lumens**



Refer to ENERGY STAR® Qualified Products List.  
 Can be used to comply with California Title 24 High Efficacy requirements.  
 Certified to California Appliance Efficiency Database under JA8.  
 Indoor LED nominal CCT of 4000K or less.

## Dimensions



## ENERGY DATA

Lumens	900 Series	
Input Voltage	120V	277V
Input Current	107 (mA)	50 (mA)
Input Power	12.8 (W)	12.5 (W)
Inrush (A)	1.1 (A)	1.9 (A)
THD: ≤ 20%		
PF: ≥ 0.90		
T Ambient -40 - +40°C		
Sound Rating ≤ 20dba		

## Ordering Information

**SAMPLE NUMBER:** ML4D09NFL927E - TL41RMW

A complete luminaire consists of a housing, LED module and trim, order separately.

Models	Lumens	Distribution	CRI/CCT	Driver	Accessories
<b>ML4D</b> = 4" LED module	<b>09</b> =900 lumens (nominal)	<b>NFL</b> =25 degree narrow flood <b>FL</b> =40 degree flood	<b>927</b> =90 CRI (min), 2700K <b>930</b> =90 CRI (min), 3000K <b>935</b> =90 CRI (min), 3500K <b>940</b> =90 CRI (min), 4000K <b>D2W</b> =90 CRI (min) color shifts from 3000 to 1850K mimicking black body dimming <sup>2</sup>	<b>E</b> =UNV 120 - 277V 50-60Hz, LE & TE phase cut 5% dimming at 120V only <b>E010</b> =UNV 120 - 277V 50-60Hz, 0 - 10V analog 5% dimming <sup>1</sup>	<b>TIR45SP15</b> =15° spot <b>TIR45NFL25</b> =25° narrow flood <b>TIR45FL40</b> =40° flood <b>TIR45WFL55</b> =55° wide flood <b>TIR50AWW25</b> =25° narrow flood asymmetric / wall wash <b>TIR45MH12PK</b> =replacement media holder, package of 12 <b>L100 Series</b> =2.0" lens and filters, see spec sheet

Trims	Flange Finish	Accessories
<b>TL41R</b> = 2" round pinhole <b>TL42S</b> = 2" square pinhole	<b>MW</b> =Matte white flange <b>MB</b> =Matte black flange <b>BN</b> =Brushed nickel flange <b>ORB</b> =Oil rubbed bronze flange <b>GB</b> =German bronze flange <b>BCu</b> =Brushed copper flange	<b>T24HWKIT</b> =Title 24 hard wire kit, converts incandescent, low voltage and compact fluorescent housings to LED

## Housings

### Halo Ultra-shallow LED Housings

**H245ICAT**=4" IC, airtight ultra-shallow new construction housing, LED, 120 - 277V

**H245RICAT**=4" IC, airtight ultra-shallow remodeler housing, LED, 120 - 277V

### Halo LED Housings

**H995ICAT**=4" IC, airtight shallow new construction housing, LED, 120 - 277V

**H995RICAT**=4" IC, airtight shallow remodeler housing, LED, 120 - 277V

### Halo Housings\*

**H45ICATD010**=4" IC, airtight shallow new construction housing, LED, 120 - 277V, 0 - 10V dimming

**H45RICATD010**=4" IC, airtight shallow remodeler housing, LED, 120 - 277V, 0 - 10V dimming

**H99TAT**=4" non-IC, airtight shallow new construction housing, E26, 120V

**H99RTAT**=4" non-IC, airtight shallow remodeler housing, E26, 120V

**H99ICAT**=4" IC, airtight shallow new construction housing, E26, 120V

**E4TATSB**=4" non-IC, airtight shallow new construction housing, adjustable socket bracket, E26, 120V

**E4RTATSB**=4" non-IC, airtight shallow remodeler housing, adjustable socket bracket, E26, 120V

**E4ICATSB**=4" non-IC, airtight shallow new construction housing, adjustable socket bracket, E26, 120V

**H4NCMF**=4" new construction mounting frame

### Halo Surface Mount Housings

**HS4R**=Surface round, 120-277V

**HS4S**=Surface square, 120-277V



**HE26LED\***  
Requires Edison Base Adapter for retrofit (order separately)

### Notes:

- For 0-10V control the "E010=UNV 120 - 277V 50-60Hz, 0 - 10V analog 5% dimming" option must be used with either H45ICATD010 or H45RICATD010 housings
- Actual lumens for D2W.

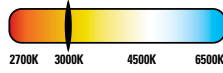
**Photometry**

**ML4D09\_930 - TIR45SP15 - TL41RX\_TL42SX**

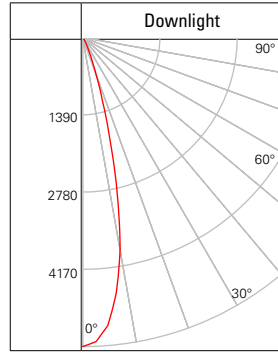
Description	Halo 2 Inch ML4 Round And Square Open Downlight-Narrow Flood Distribution
Test Number	P275323
Module	900 Lumen, 90CRI, Narrow Flood optic
Trim	2" Aperture, Open Round DL
Lumens	1189 Lm
Efficacy	105.2
Spacing Criteria	0.43

**Color Metric Summary**

TM-30-15	R <sub>f</sub> = 92.7
	R <sub>g</sub> = 99.1
CRI/ CIE	R <sub>a</sub> = 94.2
	R <sub>9</sub> = 59.9



**Candlepower Distribution**



**Candelas at Nadir**

Angle	0-deg
0	5560
5	5200
10	3882
20	690
30	117
40	33
50	8
60	2
70	1
80	0
90	0

**Foot-candle Values at Nadir**

0 deg Aiming Angle		
DD	FC	DIA
5.5'	183.8	2.2
7'	113.5	3
8'	86.9	3.4
9'	68.6	3.8
10'	55.6	4.2
12'	38.6	5.2


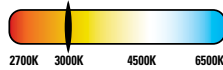
DD = distance down to illuminated work plane  
FC = initial foot-candles at nadir  
DIA = diameter

**ML4D09\_930 - TIR45FL40 - TL41RX\_TL42SX**

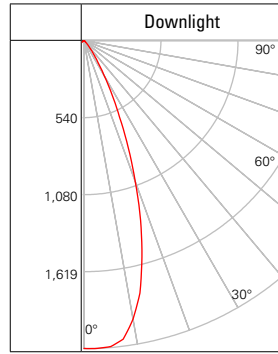
Description	Halo 2 Inch ML4 Round And Square Open Downlight- Flood Distribution
Test Number	P275341
Module	900 Lumen, 90CRI, Flood Optic
Trim	2" Aperture, Open Round DL
Lumens	1154 Lm
Efficacy	102.1
Spacing Criteria	0.65

**Color Metric Summary**

TM-30-15	R <sub>f</sub> = 92.7
	R <sub>g</sub> = 99.1
CRI/ CIE	R <sub>a</sub> = 94.2
	R <sub>9</sub> = 59.9



**Candlepower Distribution**



**Candelas at Nadir**

Angle	0-deg
0	2428
5	2423
10	2231
20	1183
30	321
40	63
50	14
60	4
70	2
80	0
90	0

**Foot-candle Values at Nadir**

0 deg Aiming Angle		
DD	FC	DIA
5.5'	80.3	3.4
7'	49.6	4.4
8'	37.9	5.2
9'	30	5.8
10'	24.3	6.4
12'	16.9	7.8

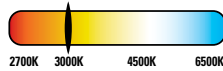
DD = distance down to illuminated work plane  
FC = initial foot-candles at nadir  
DIA = diameter

**ML4D09\_930 - TIR45WFL55 - TL41RX\_TL42SX**

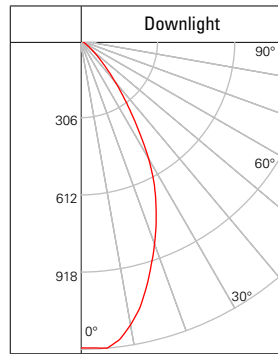
Description	Halo 2 Inch ML4 Round And Square Open Downlight-Wide Flood Distribution
Test Number	P275361
Module	900 Series, 90CRI, Wide Flood optic
Trim	2" Aperture, Open Round DL
Lumens	1080 Lm
Efficacy	95.5
Spacing Criteria	0.84

**Color Metric Summary**

TM-30-15	R <sub>f</sub> = 92.7
	R <sub>g</sub> = 99.1
CRI/ CIE	R <sub>a</sub> = 94.2
	R <sub>9</sub> = 59.9



**Candlepower Distribution**



**Candelas at Nadir**

Angle	0-deg
0	1218
5	1224
10	1144
20	859
30	540
40	214
50	66
60	16
70	2
80	0
90	0

**Foot-candle Values at Nadir**

0 deg Aiming Angle		
DD	FC	DIA
5.5'	40.3	4.6
7'	24.9	5.8
8'	19	6.6
9'	15	7.4
10'	12.2	8.2
12'	8.5	10

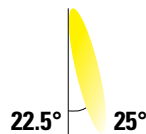
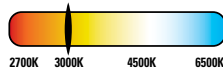
DD = distance down to illuminated work plane  
FC = initial foot-candles at nadir  
DIA = diameter

**ML4D09\_930 - TIR50AWW25 - TL41RX\_TL42SX**

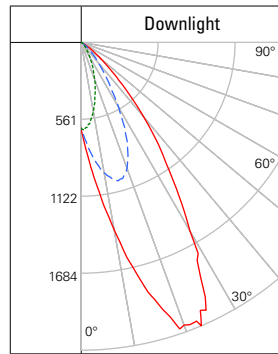
Description	Halo 2 Inch ML4 Round And Square Open Downlight-Asymmetric
Test Number	P275381
Module	900 Series, 90CRI, Asymmetric
Trim	2" Aperture, Open Round DL
Lumens	770 Lm
Efficacy	68.2
Spacing Criteria	1.4

**Color Metric Summary**

TM-30-15	R <sub>f</sub> = 92.7
	R <sub>g</sub> = 99.1
CRI/ CIE	R <sub>a</sub> = 94.2
	R <sub>9</sub> = 59.9



**Candlepower Distribution**



**Candelas at Nadir**

Angle	0-deg
0	628
5	950
10	1387
20	2194
30	1588
40	710
50	195
60	27
70	1
80	0
90	0

**Foot-candle Values at Nadir**

0 deg Aiming Angle		
DD	FC	DIA
5.5'	61.8	2.6
7'	38.1	3.4
8'	29.2	4
9'	23.1	4.4
10'	18.7	5
12'	13	6

DD = distance down to illuminated work plane  
FC = initial foot-candles at nadir  
DIA = diameter

**Multiplier Table**

CCT Option	2700K	3000K	3500K	4000K
CCT Multiplier	0.93	1.00	1.04	1.06

Representative photometric test report for 3000K color temperature, 90CRI.  
Multipliers may be used to determine other relative CCT values.