Notice:
1.Follow the installation instructions. Please confirm all accessories are presetbefore installation
2. Do not fully tighten the screws during initial assembly.Fully tighten screwsonly once all pieces which are correctly assembled
3.If you encounter any problems during installation,please contact our customer service
4.Please unbox the item from the side with an open-label and put a carpet onthe foor tc avoid scratching it

Item no.	Refenence ImageNoticq	Qty
Ⓐ	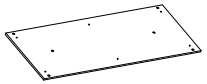	x1
Ⓑ	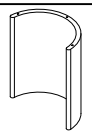	x2
Ⓒ	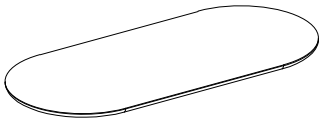	x1

Item no.	Refenence ImageNoticq	Qty
①	 M8×35 chamfered inner hexagon screw	x12
②		x1
③		

