

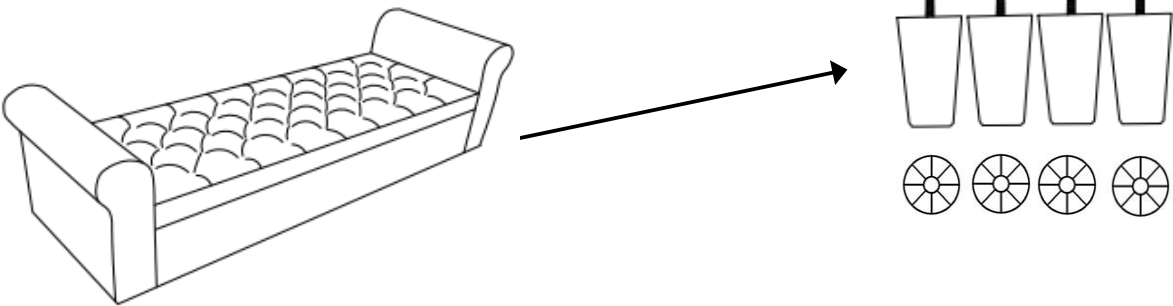


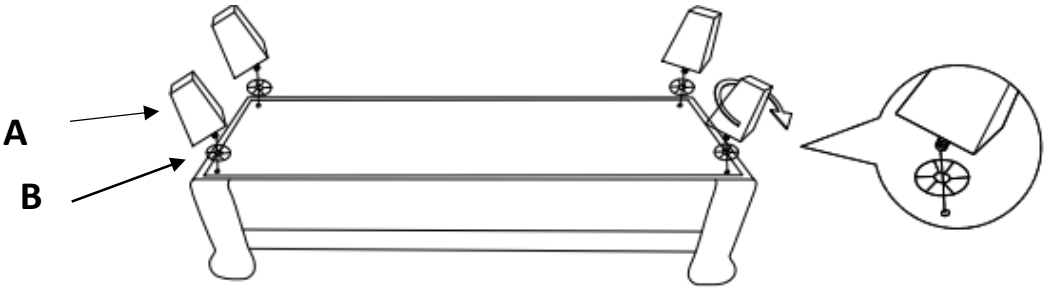
ASSEMBLY INSTRUCTIONS

PARTS #	PARTS NAME	DRAWING	QTY
A	LEGS		4
B	PLASTIC WASHER		4

1. Take out Legs and plastic washer under the top cover.



2. Screw in the legs



3. Level the chair and place the chair upright on a level surface. Please note: To level chair you may need to add or remove washers from the appropriate legs.

