


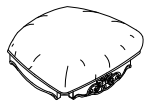


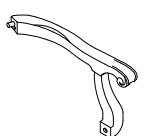
ASSEMBLY INSTRUCTION

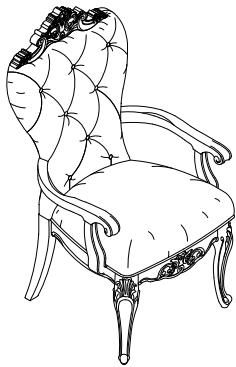
ITEM#: 67443

DESCRIPTION: ARM CHAIR








Thank you for purchasing this quality product. Be sure to check all packing materials carefully for small parts may have come loose inside the carton during shipment. Identify and count all parts and compare with the parts listed below.

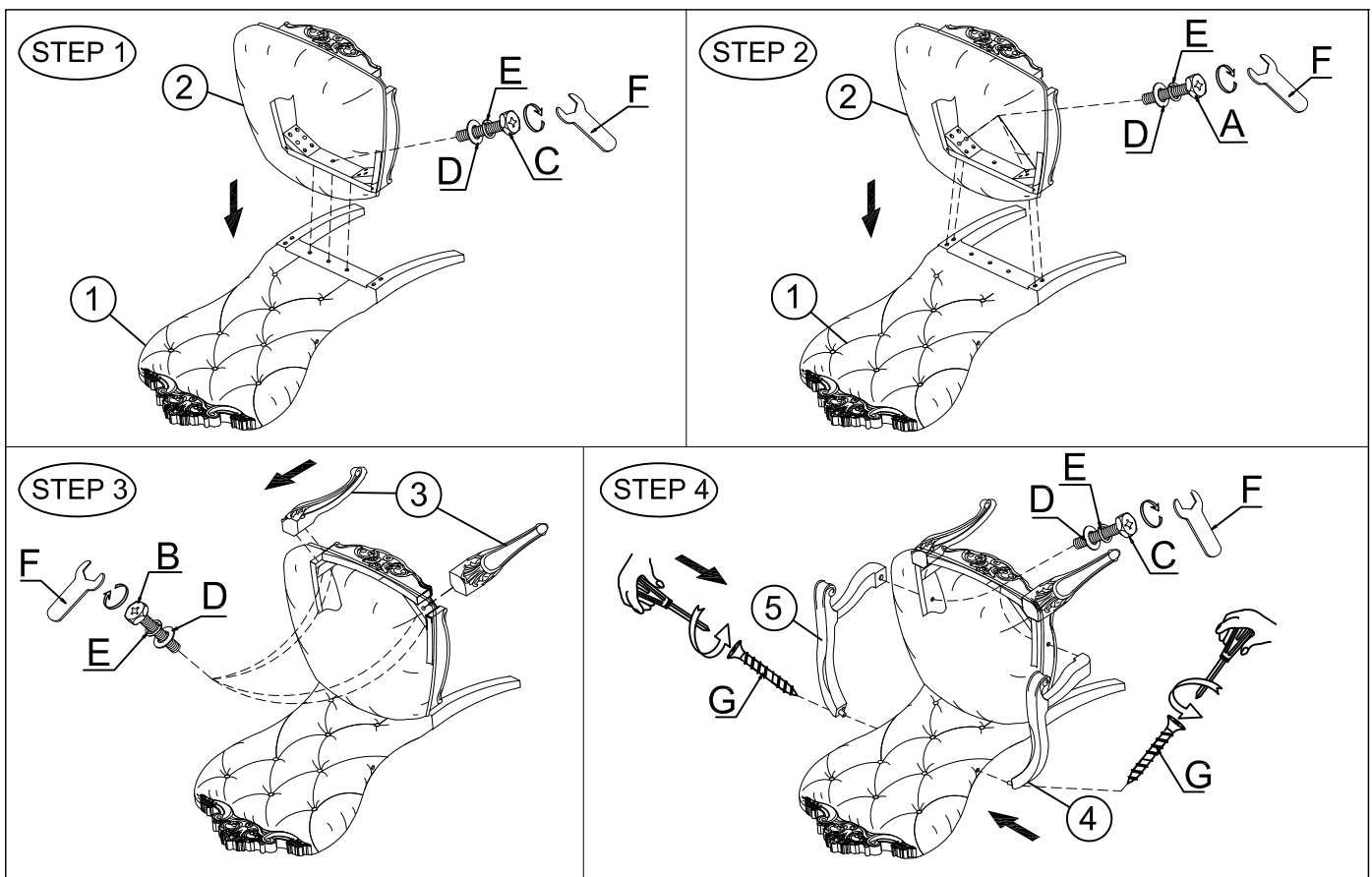
PART LIST:

①		②		③		④		⑤	
BACK FRAME: 1PC		SEAT CUSHION-FRAME: 1PC		FRONT LEGS: 2PCS		LEFT ARM: 1PC		RIGHT ARM: 1PC	



HARDWARE LIST

NO.	Drawing	Description	Q'ty
A		Bolt (Φ5/16"×3-1/2")	4pcs
B		Bolt (Φ5/16"×2-1/2")	4pcs
C		Bolt (Φ5/16"×1-3/4")	3pcs
D		Flat washer (Ø5/16"×19mm)	11pcs
E		Spring washer (Ø5/16")	11pcs
F		Ø5/16" Wrench(12mm)	1pc
G		Screw (Φ8x1-1/2")	2pcs



CLEANING INSTRUCTION

Clean the surface of the Arm Chair with furniture polish and a soft cloth.

Made in Vietnam