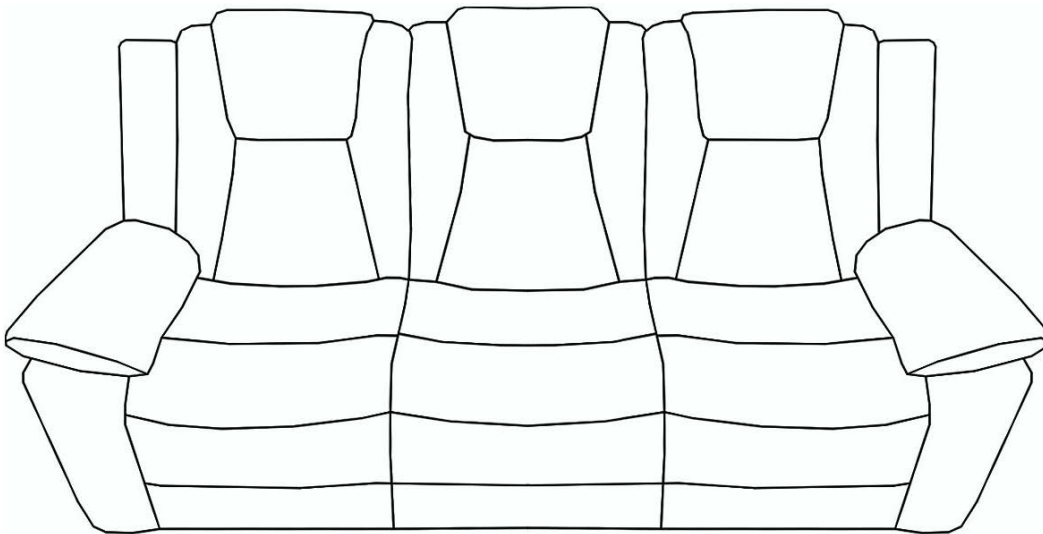


ASSEMBLY INSTRUCTIONS NOTICE DE MONTAGE

**Place tracking label here
Placez l'étiquette de garantie ici**

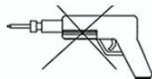
(Rec Sofa)

- ** Please keep these instructions, and have the product model #, and part # available when requesting a service.
- ** Veuillez conserver ce notice de montage, et avoir en main le numéro du modèle, et de la pièce pour fin de service.



IMPORTANT NOTE

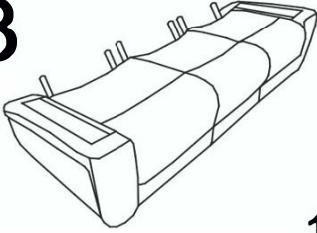


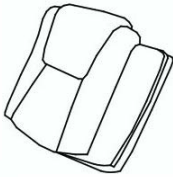

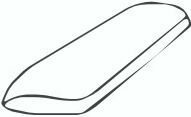




Do not use a power tool to assemble this product as it could damage the thread of the hardware and affect the solidity/durability of the product.

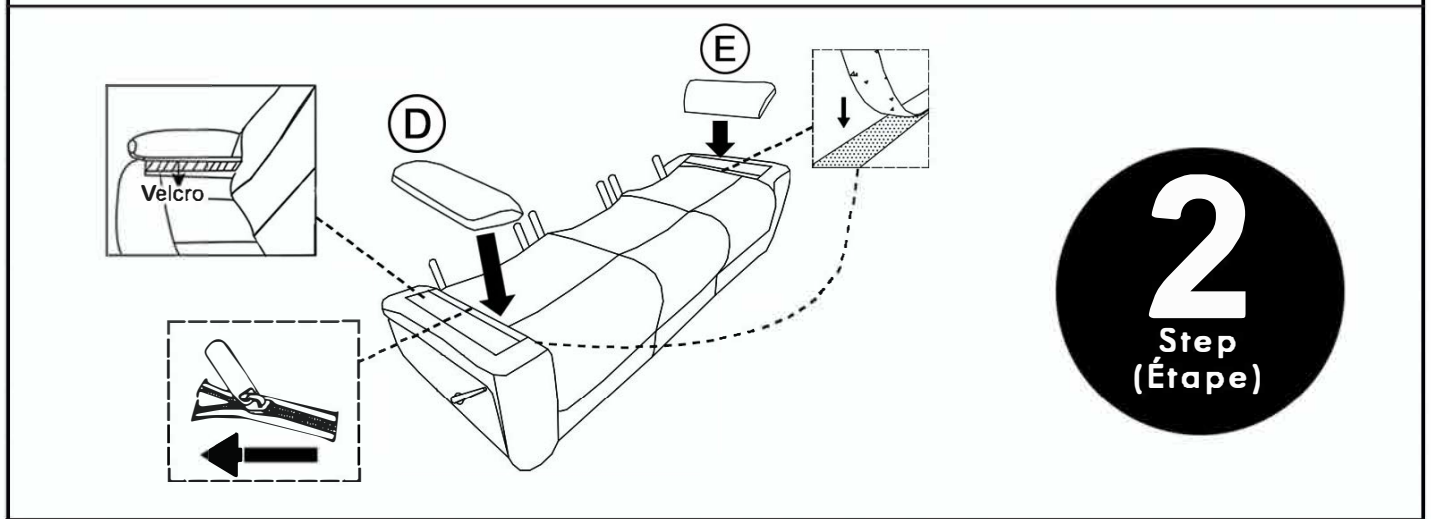
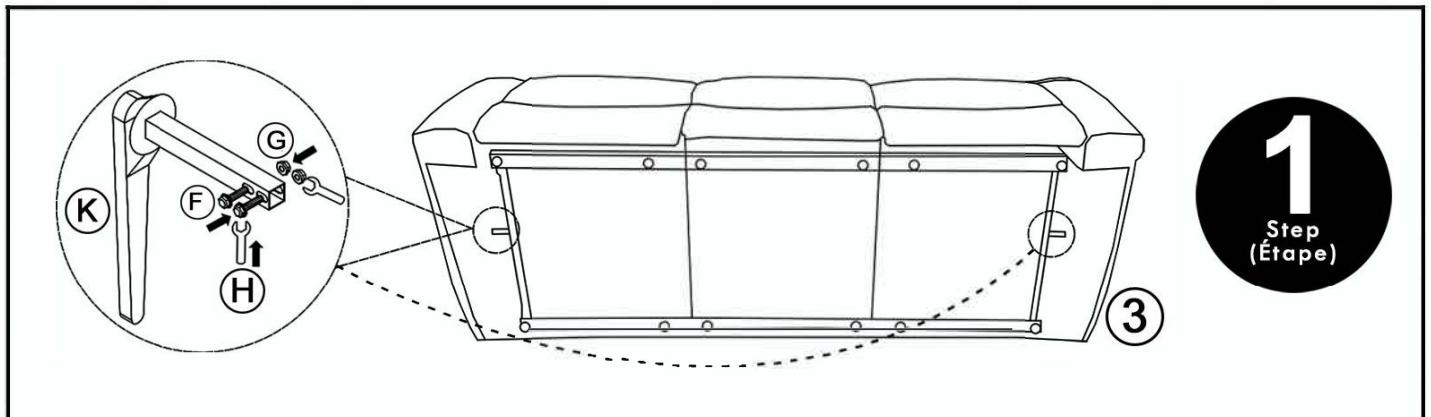


NOTE IMPORTANTE

Ne pas utiliser d'outil électrique pour assembler ce produit car cela pourra endommager le filet des quincailleries et par le fait même affecter la solidité/durabilité du produit.

Rec Sofa / UPH Lever / Riagan Granite / Match Stitching

3  1X	A  1X	B  1X	C  1X		
	D  1X	E  1X	F  4X	G  4X	H  2X
LHF Mechanism (Mécanisme) 1X	RHF Mechanism (Mécanisme) 1X	L  6X			
Parts already attached to the product		Pièces déjà attachées au produit			



Rec Sofa / UPH Lever / Riagan Granite / Match Stitching

