Maximo

ZEN YEMEK ODASI MASA/ZEN DINING ROOM TABLE

MONTAJ TALİMATLARI

ASSEMBLY INSTRUCTION

1

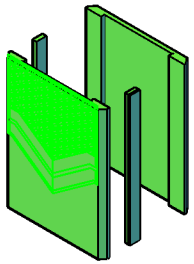

1-SAG SOL YAN AYAKLARA AYAK BAĞLANTI KLAPALARINI MONTAJ EDİNİZ.

1-RIGHT LEFT SIDE LEGS INSTALL THE FOOT CONNECTION CLAPS.

2

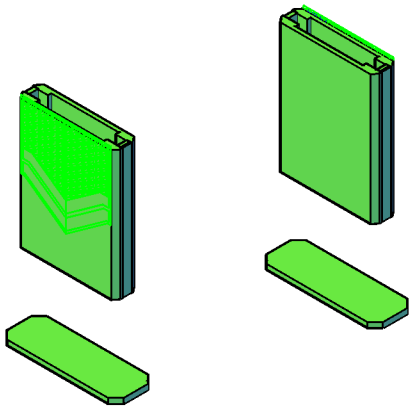

2-SAG SOL YAN AYAKLARA AYAK TABANLARINI MONTAJ EDİNİZ.

2-MOUNT THE FOOT SOLES TO THE RIGHT AND LEFT SIDE FEET.

3

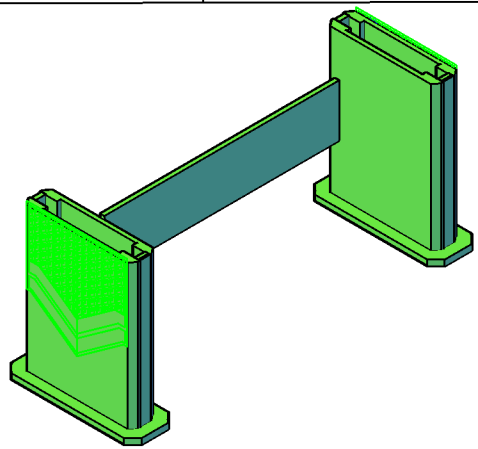

3-ARA KAYITI SAĞ SOL AYAKLARA MONTAJ EDİNİZ

3-MOUNT THE INTERMEDIATE RECORDING TO THE RIGHT AND LEFT FEET

4

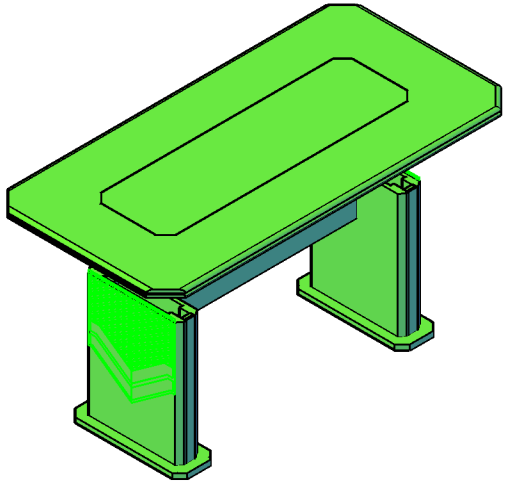

4.ÜST TABLAYI MONTAJ EDİNİZ

4-ASSEMBLE THE TOP TABLE

5

6

