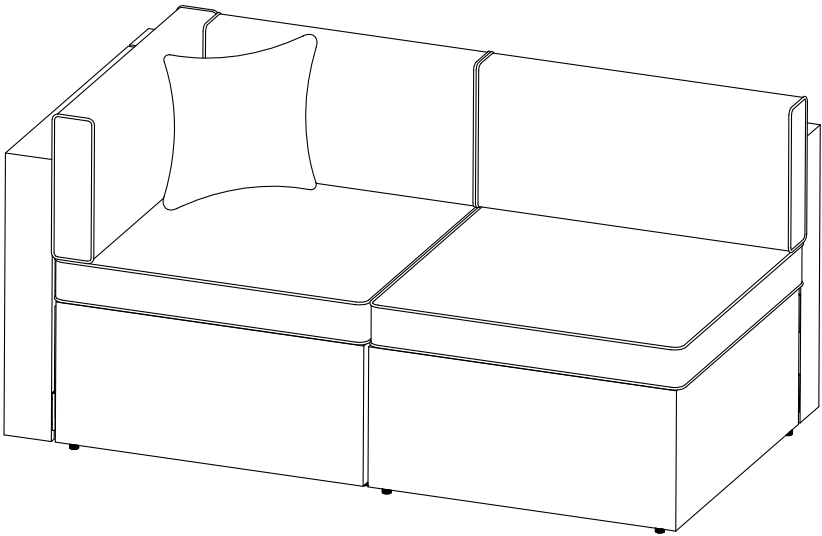


INSTRUCTION MANUAL

Patio Furniture Set



Outdoor Furniture

We are a professional furniture provider with top-notch factories and outstanding designs, our mission is to provide consumers with new lifestyles. By collecting consumer feedback, we constantly improve our products and create more choices for consumers. If you want to create your space, we are an ideal choice.

— Always. —



WARNING

Ensure that all parts
and hardware are
available before
beginning assembly.

! NOTICE

- Please do not exceed the weight limitations of this item.
- Do not stand on or use any part of this item as a step ladder.
- Firmly secure all bolts, screws and knobs before use.
- Reconfirm that all bolts, screws, and knobs are secure every 90 days.
- Do not use or store this item in the proximity of open flame or flammable/combustible chemicals.
- Be aware that some parts are heavy and have sharp edges.
- If any parts are missing, broken, damaged, or worn, stop using this product until repairs are made and/or factory replacement parts are installed.
- Do not use this item in a way inconsistent with the manufacturer's instructions as this could void the product warranty.

TOOLS REQUIRED



ALLEN WRENCH
(PROVIDED)

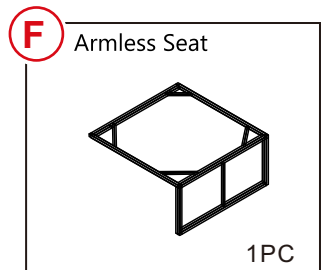
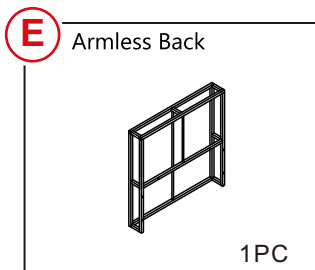
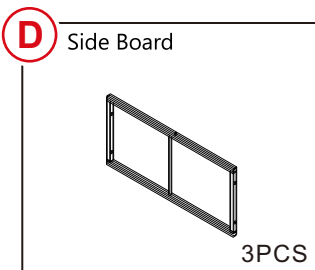
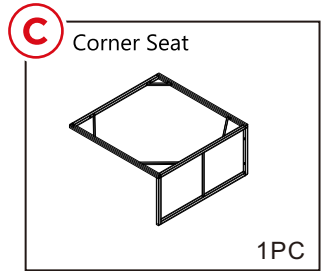
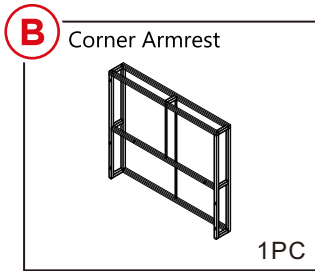
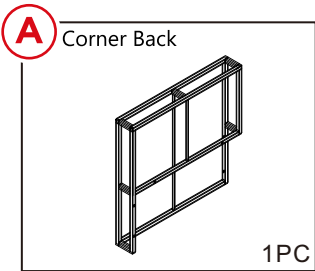


1 PERSON
ASSEMBLY




UP TO 40 MIN.
ASSEMBLY

PARTS




PARTS

Seat Cushion



2PCS

Back Cushion




2PCS

Corner Cushion



1PC

Pillow
42*42CM



1PC

HARDWARE

Do not tighten the screws until you are fully installed, and then tighten them after all installations are complete.

X

M6*32



25PCS

Y



25PCS

Z

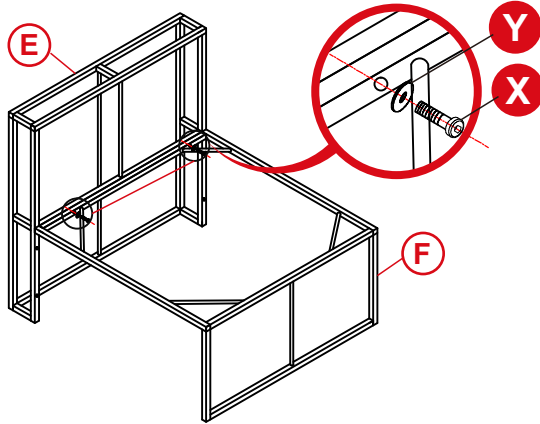


1PC

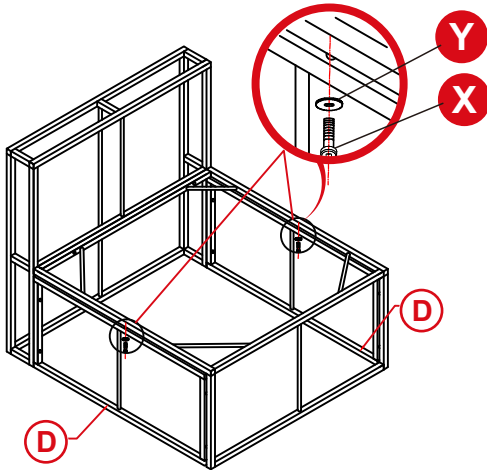
PRODUCT ASSEMBLY-CHAIR

1

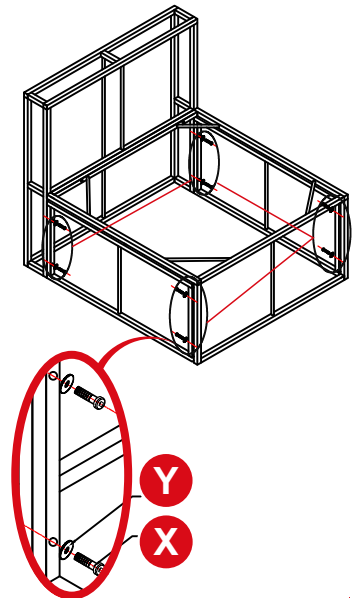
As shown in the figure, attach part F chair seat to part E chair backrest, then combine the two D parts



2



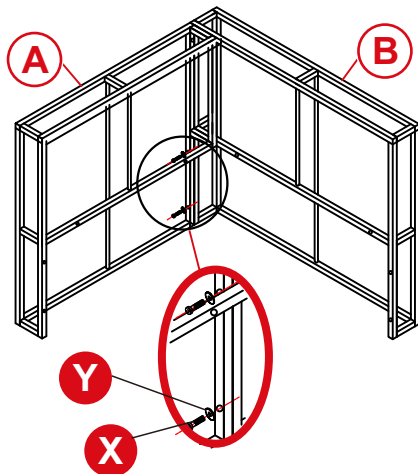
3



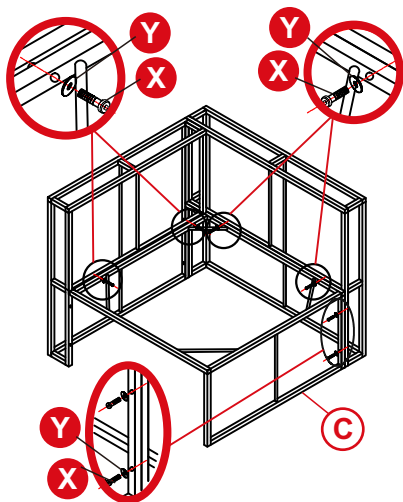
PRODUCT ASSEMBLY-CORNER CHAIR

Note: Dear customer, if you did not purchase the corner sofa, it will not be included in the package.

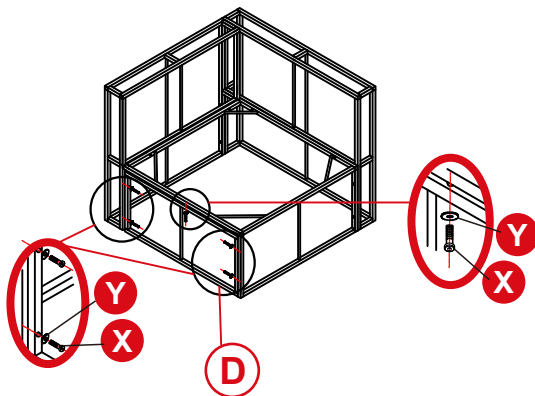
- 1 As shown in the figure, attach part B corner side to part A corner backrest, then install C and D in turn.



2



3



HELP CENTER



Question about your product? We're here to help. Visit us at:



Chat Support



Product Inquiry



Orders FAQ



Product Assembly



Returns & Refunds

We Stand Behind the Quality of Their Furniture

If you have any issues with your item please let us know! We will always do our best to come up with a solution that you will be happy with. Please get in touch with our customer service team before returning the product.

And pls do not throw the original box(es) if you have not finished assembling or confirmed no quality issues.

Length of return period:

Items can be returned within 30 days of purchase. In the meanwhile, everything you purchased from us comes with a one-year warranty.

Who is responsible for the return shipping fee:

We will cover the return shipping fees if:

1. Your item has a manufacturing defect in its materials or workmanship. For example, torn wicker or misaligned screw holes. We will send you a prepaid shipping label after photos are sent.
2. Your item has been damaged in transit. For example, glass is broken or wicker is damaged. We will send you a prepaid shipping label after photos are sent.
3. You receive the wrong box(es) due to a warehouse error. We will send you a prepaid shipping label after photos are sent of the wrong SKU numbers on the outer box(es).
4. One or more boxes are lost in transit. We will send you a prepaid shipping label if you no longer want the item.

*However, we still hope to work with you for a better solution instead of a return. Please don't hesitate to contact our customer service team.

Customer will cover the return shipping fees if:

1. You don't like the product(s) after receiving the box(es).
2. You no longer need the product(s) but you have received the box(es).
3. You buy the product(s) by mistake but you have received the box(es).
4. Order/Shipment cancellation failed and you have received the box(es).

Return request

In order to get a full refund as described in this return policy, all items must be: (1) In a brand new/unused condition, please provide photos before and after packaging. (2) When returning, all accessories and parts are firmly packed in all original packaging.

If your return does not meet the requirements, you may not get a full refund.

When will I be refunded? The refund is released once the goods have been returned to our warehouse. What if the product is damaged/defective outside of the valid return period? We want you to be a happy customer. Please reach out to us by email and we will come up with a solution to make sure you are satisfied.