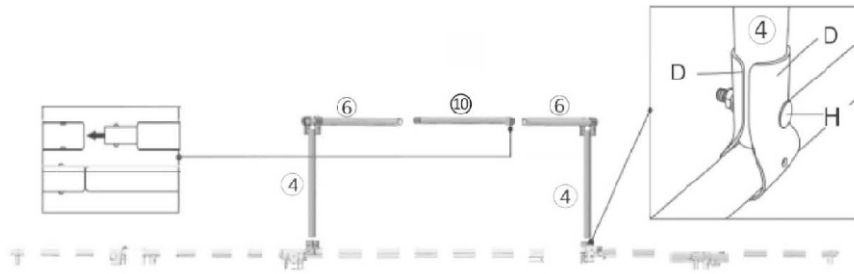
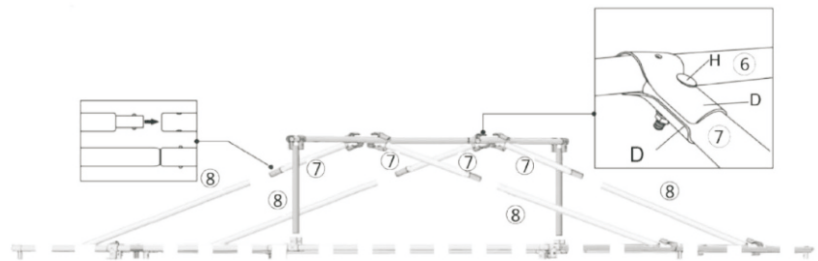


05

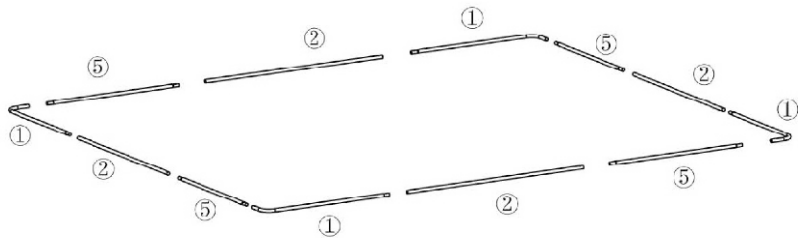


06

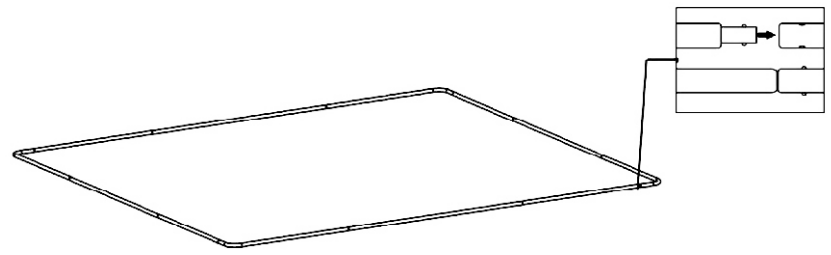
PART
LIST

PART NO.	DIMENSION	STYLE PIC	QUANTITY
①	255+1319mm		8
②	1840mm		8
③	1765mm		12
④	497mm		2
⑤	1380mm		8
⑥	1578mm		2
⑦	1345mm		4
⑧	1035mm		4
⑩	1578mm		1
A	295+1700mm		1
B	325+1700mm		1
C	497mm		1
D			76
E			2
F			2
G			1
H			38+2
I			4
J			40+5
K	Φ2x185mm		1
L			1
N			1
O			1
Q			1
R			1
S			1
T			1
U			1
V			12

01

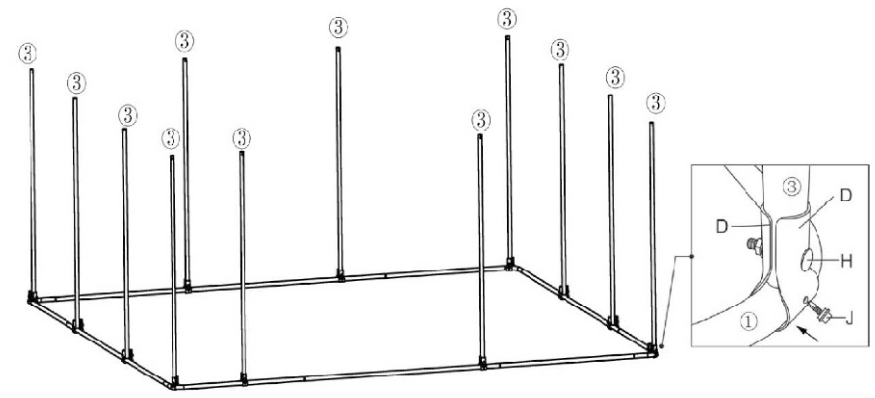


02



Repeat this step twice for the top and bottom frame

03



04

