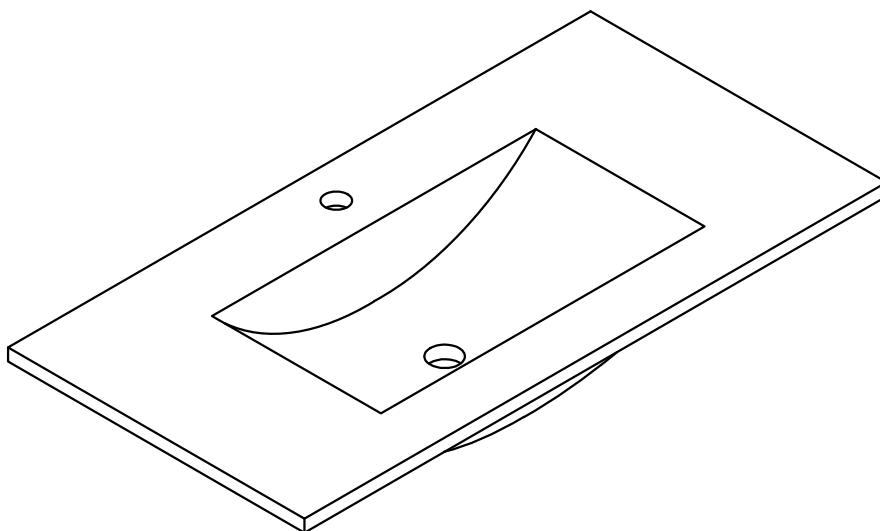


USE AND CARE GUIDE

36" CERAMIC TOP



Questions, problems, missing parts?
Before returning, contact us on:
info@tjamerican.com
TJAMERICAN.COM

THANK YOU

We appreciate the trust and confidence you have placed in TJAmerican LLC through the purchase of this product.

Visit us online to see our full line of products available for your home improvement needs.

TABLE OF CONTENTS

Safety Instruction.....	2
Care and Maintenance.....	2
Specification.....	3
Package Contents.....	4
Assembly.....	5
Warranty.....	6

SAFETY INFORMATION

DANGER:

- Please read and understand this entire manual before attempting to assemble, operate, or install the product.
- Keep small parts away from children during assembly.
- Failure to follow warning and cautions could result in serious injury.

WARNING:

- Unpacking requires two adults and several steps are more easily handled with two adults.
- This product should only be used on flat, level surface.
- Do not stand, step, or climb on unit.

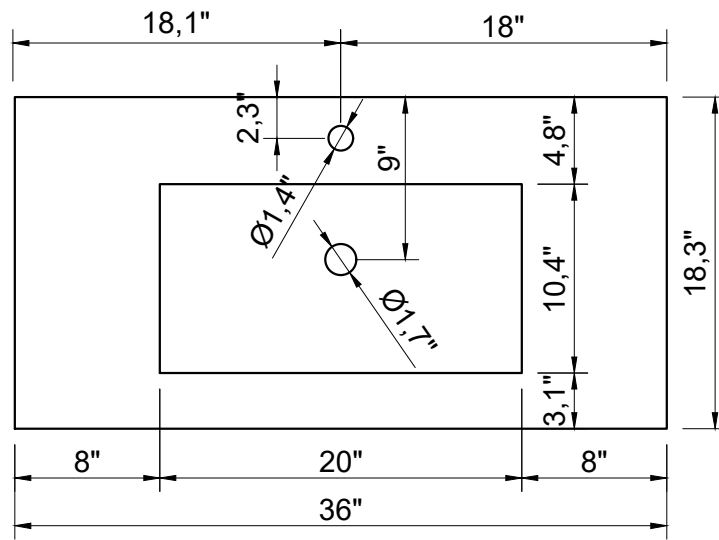
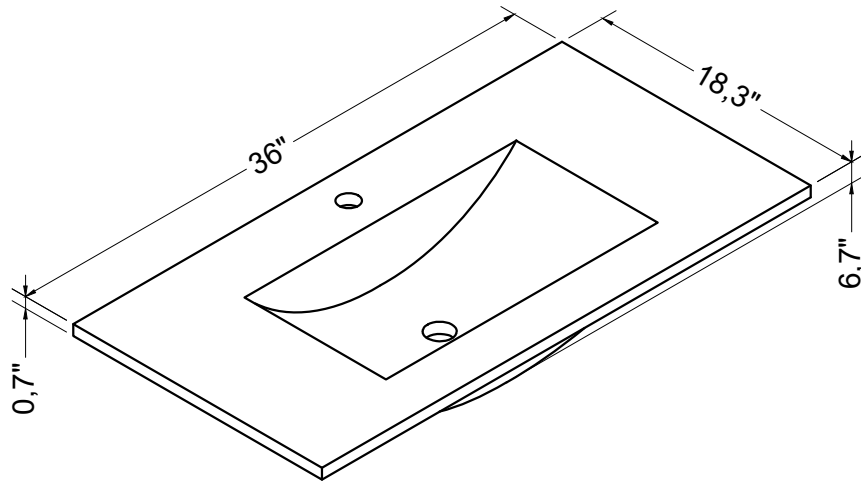
CARE AND MAINTENANCE:

- USE sealers according to the product specific directions.
- Blot spills quickly, and wash with mild soap and warm water.
- Be sure to check all packing materials carefully for small parts that may have come loose inside the carton during shipment. If parts are missing, contact *TJAmerican LLC* to obtain any missing parts.
- Using abrasive cleansers will damage the surface.
- You can clean the vanity with a gentle, non-abrasive household cleaner.

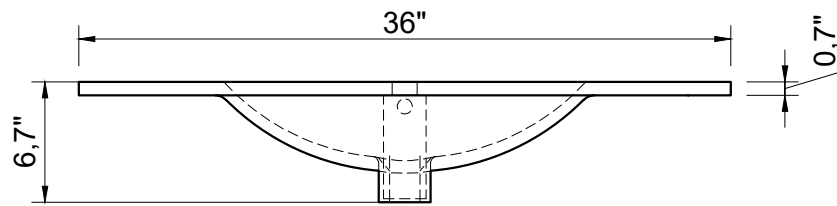
IMPORTANT:

- If soap or fragranced products come in contact with the top, rinse the surface with water and dry using a soft non-abrasive cloth.
- WARNING:** Must use cleaning agents safe for ceramic top. Check your cleaning agents use restrictions before using on any top. Damage to the ceramic top may result. The manufacturer not responsible for damage caused by improper cleaning agents or soaps used. Warranty will not cover damage caused by the use of improper soaps or cleaning agents.
- DO NOT** use products to clean the stone top that contain acetone, lemon, vinegar or other acids as these may cause damage to the top surface.

SPECIFICATION

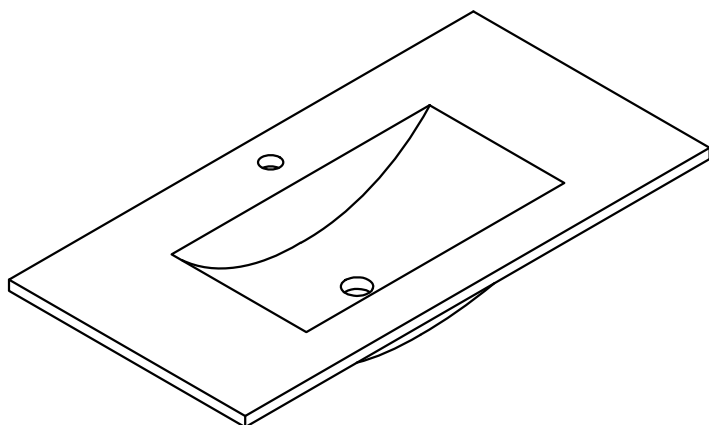


TOP VIEW



FRONT VIEW

PACKAGE CONTENTS



PART	DESCRIPTION	QUANTITY	PART#
A	Ceramic top	1	TJ-CT3618

PRE-ASSEMBLY

PLANNING ASSEMBLY

Estimated Installation Time: 10-15 minutes (24 hours for silicone caulk to dry).

Number of people required: Two adults and several steps are more easily handled with two adults.

TOOLS REQUIRED




Safety goggles



Clean rag



Level

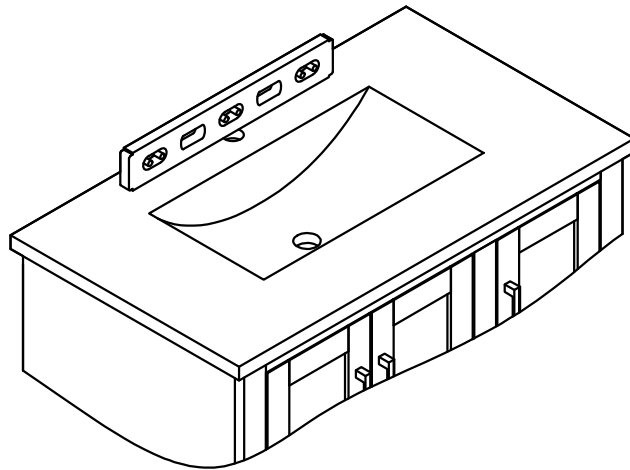


Silicone

ASSEMBLY

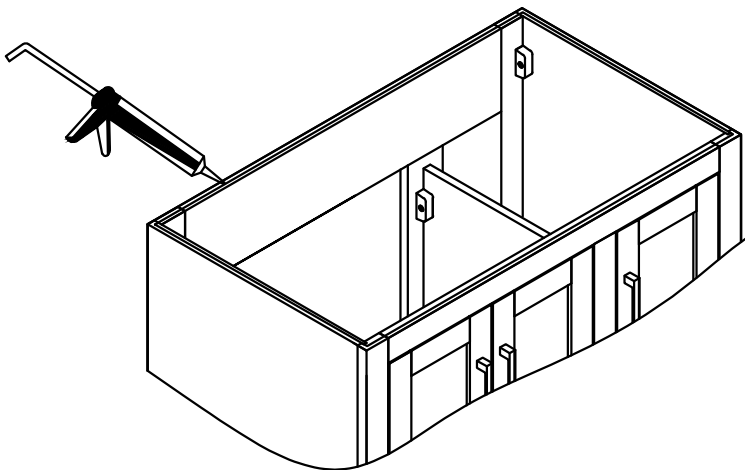
1. Ensure the Ceramic Top is properly level

- Place the ceramic top in position. Make sure the back is flush, the left and right overhangs are even, and the top is level.
- Insert a wedge between the vanity and the top, if needed, to ensure it is properly level.



2. Apply silicone

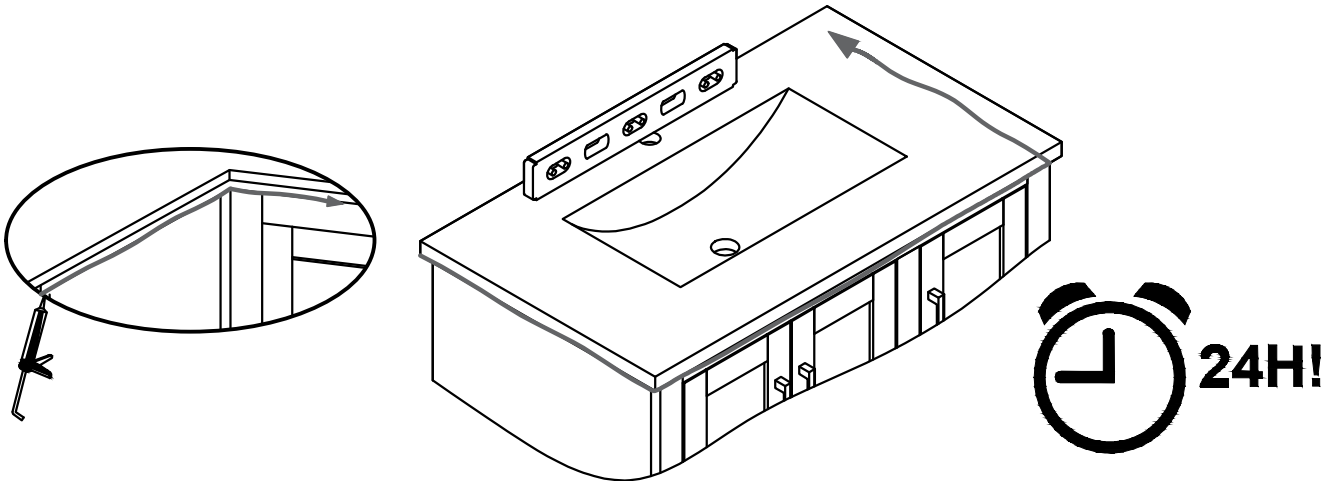
- Apply silicone sealant along the top edge of vanity.



ASSEMBLY

3. Assembling the Ceramic Top

- Place the ceramic top in position. Make sure the back is flush, the left and right overhangs are even, and the top is level.
- Apply silicone sealant along the edge underneath the Ceramic Top where it meets the vanity top trim.
- Gently remove excess glue from the connecting area.
- Let the vanity sit for 24 hour before use.



WARRANTY

LIMITED LIFETIME WARRANTY

WHAT IS COVERED

TJAmerican LLC products are manufactured to superior quality standards and workmanship, and are backed by our limited lifetime warranty. TJAmerican LLC products are warranted to the original consumer purchaser to be free of defects in materials or workmanship. We will replace FREE OF CHARGE any product or part that proves defective. Simply return the product or part to any TJAmerican LLC retail location or info@tjamerican.com to receive the replacement item. Proof of purchase (original sales receipt) from the original consumer purchaser must be made available for all TJAmerican LLC warranty claims.

WHAT IS NOT COVERED

This warranty excludes incidental or consequential damages and failures due to misuse, abuse, or normal wear and tear. Some states and provinces do not allow the exclusion or limitation of incidental or consequential damages, so the above limitations may not apply to you. This warranty gives you specific legal rights, and you may also have other rights that vary from state to state and province to province. Please see a store or contact info@tjamerican.com for more details.