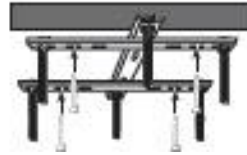
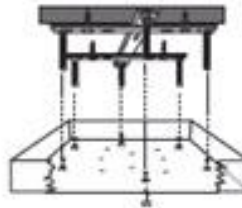


## ASSEMBLY INSTRUCTIONS

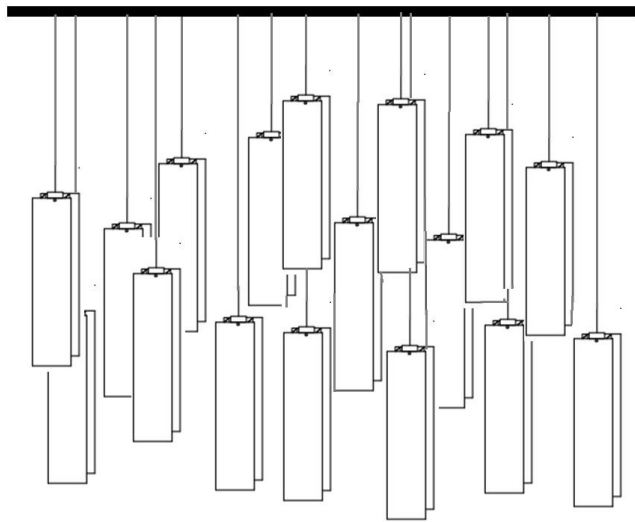
Professional installation is recommended



- Securely install supplied bracket on a flat supported ceiling



- Connect electrical wires to junction box
- Secure canopy (plate) by locking supplied bolts with threaded screws under the canopy
- Release wires under the canopy and add light bulbs



- Use screws supplied on the metal bulb holders to hang glass. Each pendant uses 4 glass 2 wide and 2 thin.

DO NOT OVER TIGHTEN GLASS THIS MAY RESULT IN CRACKED GLASS

## GLASS ART LIGHTING

This modern design holds 17 Handmade Art Glass Rectangular shape using 1 light per pendant. This Customizable chandelier is made to Order from the finest quality finish & craftsmanship.

26 Handmade stained Art crystal Glass pendants  
 Custom Twisted wires (Thin)  
 Custom G4 Lamp Holders

Canopy Finish: Nickel, White or Brown  
 Canopy size: L36" W12" H2"

Every pendant is easily adjustable onsite  
 Default Staggering is from H48" - H60"  
 2 Wide sided Glass Pendants L5" / W2"  
 2 Narrow sided Glass Pendants L5" / W1"

1.5 watt (G4) Led bulbs Optional.  
 LED Fixtures are compatible with Dimmers  
 Recommended Dimmer switch:  
 Lutron Diva DVWCL-153PH

Some assembly required; Individual Glass Globe must be inserted in Lamp Holders.

Hardwired; professional installation recommended.  
 CSA and UL Standards  
 For additional information please contact