
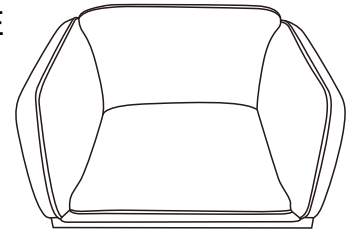


# ASSEMBLY INSTRUCTION

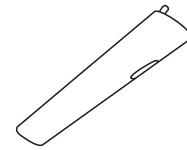


## + Parts Included

- ① CHAIR BASE  
1PC



- ② LEG  
4PCS



## + Do Not Use Power Tools



## + Suggested Adults



## + Hardware Included

- A** ALLEN WRENCH  $\varnothing 5/16 * 10\text{cm}$  1PC    **B** BOLT M8\*70MM 4PCS



- C** WASHER M8\*16MM 4PCS



## NOTE:

- 1 Read instructions cover to cover.
- 2 Save all packaging until assembly is completed.

## 1 IMPORTANT SAFETY INFORMATION

**Do not** assemble the product if any of the following parts arrived damaged:

- Part # - Chair Base
- Part # - leg

**Do not** assemble if any of the following

Hardware parts missing:

- Part # - Allen Wrench
- Part # - Bolt
- Part # - Washer

## 2 IMPORTANT ASSEMBLY INFORMATION

**Assembly Step** If loosening persists, please make sure to tighten all the bolts periodically, or use a thread locker adhesive.

