



LOTUS

origin / LOTUS

The LOTUS chair integrates functionality, ergonomics and form into a family of products suitable for a range of uses in the education and hospitality sectors. Representing a body of scientific research into active dynamic seating the LOTUS shell offers a shape which provides both flexibility and 360° sitting positions, supporting users movements in all directions.



Designed by Nick Pearson

VERSIONS, SIZE & WEIGHT



LOTUS 4 Leg

(mm) W485 x D560 x H820 x SH450
(Inch) W19 x D22 x H32.25 x SH17.75
(kg) 4 (lbs) 8.8



LOTUS Mid Stool

(mm) W515 x D500 x H1030 x SH660
(Inch) W20.25 x D19.75 x H41 x SH26
(kg) 4.9 (lbs) 10.8



LOTUS High Stool

(mm) W515 x D500 x H1110 x SH740
(Inch) W20.25 x D19.75 x H43.75 x SH29.25
(kg) 5 (lbs) 11



LOTUS Cantilever


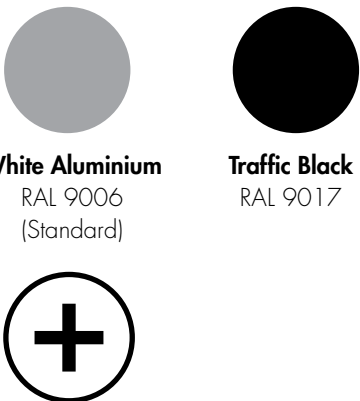


(mm) W495 x D550 x H825 x SH470
(Inch) W19.5 x D21.75 x H32.5 x SH18.5
(kg) 4.6 (lbs) 10.1




LOTUS Task

(mm) W600 x D600 x H780/880 x SH420/520
(Inch) W23.5 x D23.5 x H30.75/34.75 x SH16.5/20.5
(kg) 6 (lbs) 13.2

VERSIONS, SIZE & WEIGHT

Shell Polypropylene (PP) Glass Fibre Reinforced					Frame Powder coated steel tube	Task Polyamide (PA) + Steel assembly	Pad See spec
							
Pure Red RAL 3028	Deep Orange RAL 2011	Sulfur Yellow RAL 1016	Yellow Green RAL 6018	Sky Blue RAL 5015	White Aluminium RAL 9006 (Standard)	Traffic Black RAL 9017	Camira - Mainline (Standard)
Marine Blue RAL 5002	Blue Lilac RAL 4005	Signal Grey RAL 7004	Traffic White RAL 9016	Traffic Black RAL 9017	Other colours available		See our fabric bands document for further info



OPERATION & MAINTENANCE

Versions

4 Leg, Cantilever, Sled, Sled Mid Stool, Sled High Stool, Mid Stool, High Stool, Task Chair, Task Stool

Assembly

LOTUS is manufactured and assembled in the UK and US and should arrive in perfect condition. LOTUS chairs / stools are supplied fully assembled. LOTUS Task chairs come part assembled and require final components to be assembled on site.

Maintenance

LOTUS should be cleaned on a regular basis, using a clean damp cloth. Remove stains using a mild detergent and water. Avoid contact with sharp objects, as these may leave scratches or damage to the plastic surface.

Warranty/Life Expectation

LOTUS chairs come with a 10 year warranty for structural defects. Life expectation is 20+ years. Upholstery - See material supplier guarantee period.

Exclusions

Feet - 4 Leg, Cantilever, Sled, Sled Mid Stool, Sled High Stool, Mid Stool, High Stool
Task parts - Task Chair, Task Stool

Recycling

The polymer (polypropylene glass fiber reinforced) component parts including the LOTUS shell are 100% recyclable. The metallic component parts including metal frame are 100% recyclable.

Compliance

LOTUS chairs comply with the following standard, EN1729:2006 Parts 1 & 2 - Educational Standard. A test certificate can be issued upon request.

