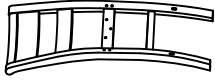












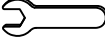



# ASSEMBLY INSTRUCTION

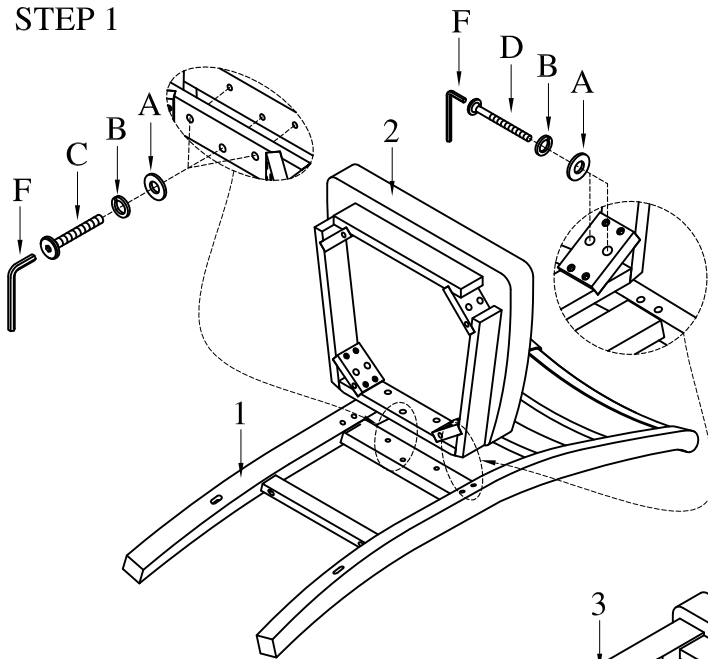
## DESCRIPTION: WOOD BACK BARSTOOL

Thank you for purchasing this quality product. Be sure to check all packing material carefully for small parts which may have come loose inside the carton during shipment. Identify and count all parts and compare with the parts list below.

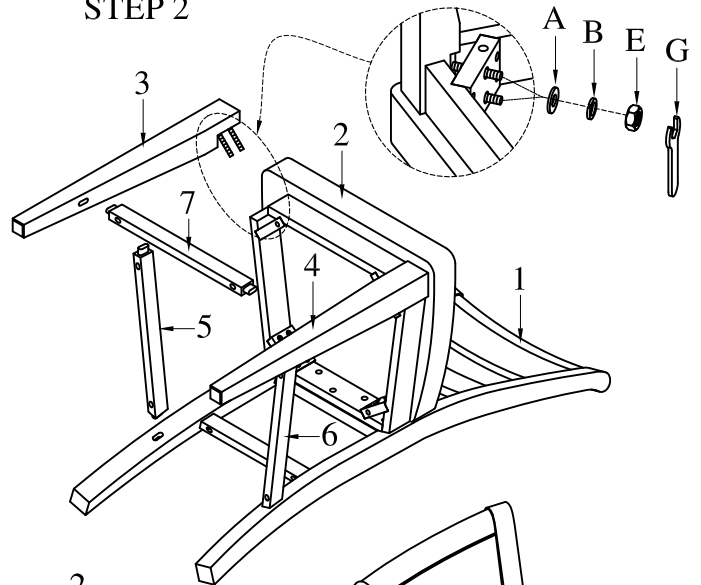
PARTS LIST			
NO.	DESCRIPTION	DRAWING	Q'TY
1	Chair Back Frame		1 pc
2	Seat Frame		1 pc
3	Front Leg Left		1 pc
4	Front Leg Right		1 pc
5	Side Stretcher Left		1 pc
6	Side Stretcher Right		1 pc
7	Front Stretcher		1 pc

HARDWARE LIST			
NO.	DESCRIPTION	DRAWING	Q'TY
A	Flat Washer $\phi 5/16"$ x $\phi 19$ mm		11 pcs
B	Lock Washer $\phi 5/16"$ x $\phi 12$ mm		11 pcs
C	Bolt $\phi 1/4"$ x 1-1/2"		3 pcs
D	Bolt $\phi 1/4"$ x 3-1/4"		4 pcs
E	Hex Nut $\phi 5/16"$		4 pcs
F	Allen key 1/8" x 2-1/4"		1 pc
G	Wrench 3" x 1/2"		1 pc
H	Wood Screw #8 x 2"		6 pcs


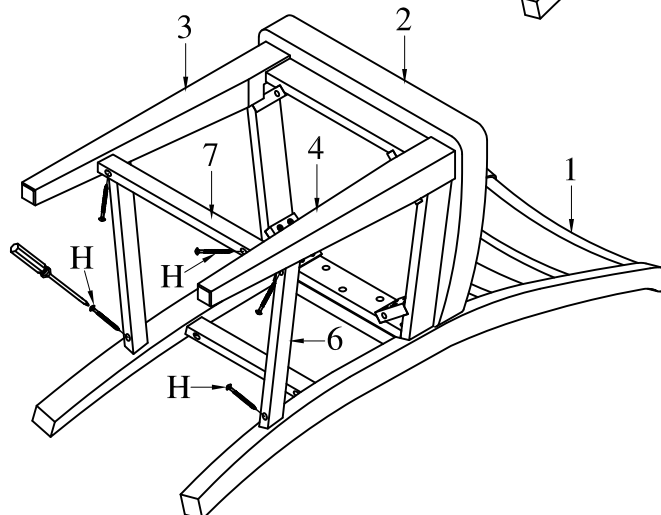
### STEP 1



### STEP 2



### STEP 3



### CLEANING INSTRUCTION