







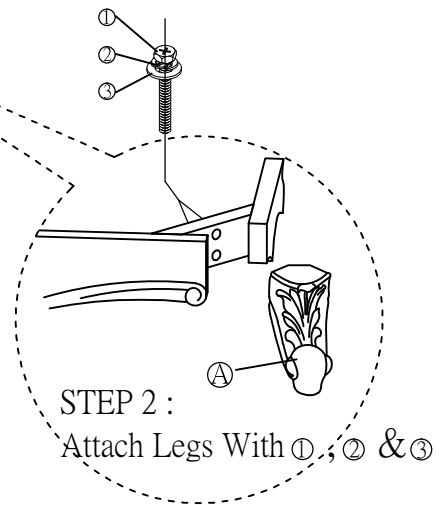
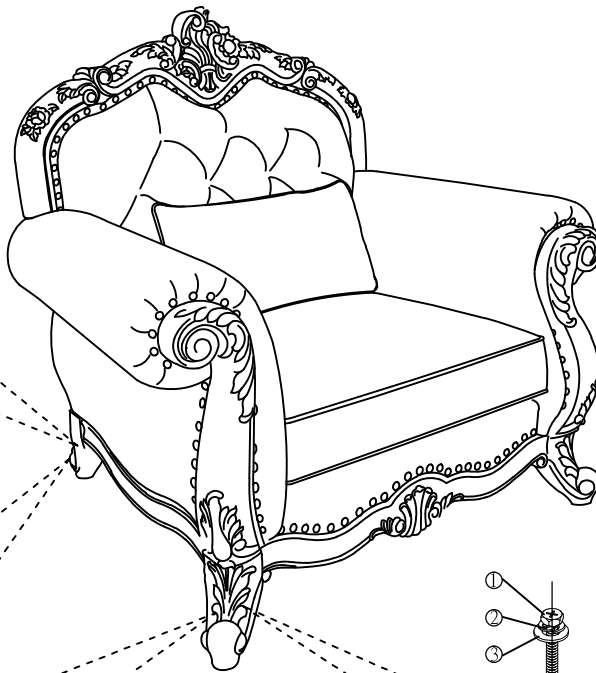
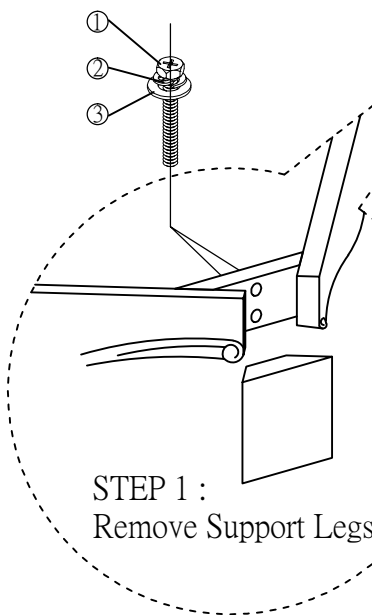
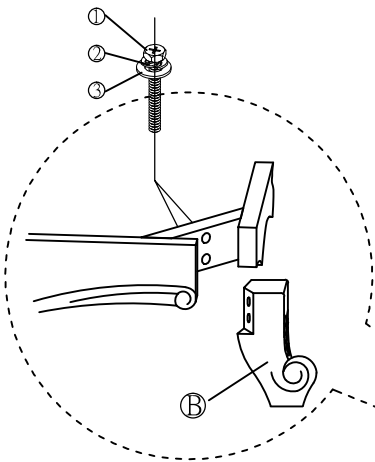
CHAIR ASSEMBLY INSTRUCTION

Thank you for purchasing this quality product. Be sure to check all packing materials carefully for small parts, which may have come loose inside the carton during shipment. Identify and count all parts and compare with the parts list below.



Hardware List			QTY
①		Bolt $\varnothing 5/16"$ *3"	8 pcs
②		Spring washer $\varnothing 5/16"$	8 pcs
③		Flat Washer $\varnothing 5/16"$ x22	8 pcs

PARTS LIST			
Legs	Ⓐ		2 pcs
	Ⓑ		2 pcs



CLEANING INSTRUCTION

Care: Fabric cleaning - Water based cleaning products can be used, or distilled water on a clean cloth. Brush fabric when dry.