








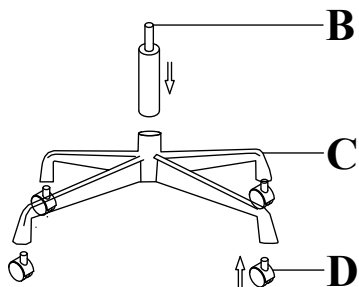


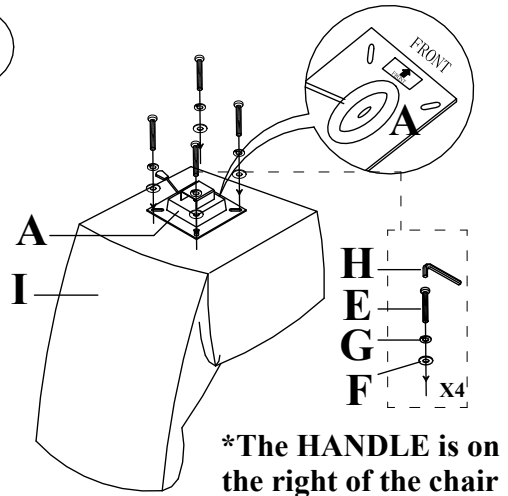
ASSEMBLY INSTRUCTION FOR DESK CHAIR

A		Turnplate	170*170mm	1	B		Gas Pole	Ø38*275mm	1
C		legs	690*690mm	1	D		Casters	Ø55*40mm	4
E		Bolt	M8*30*Ø5mm	4	F		Plant Washer	M8*20*2mm	4
G		Lock Washer	M8*13*2mm	4	H		Hex Wrench	Ø5mm	1
I		Seat		1					

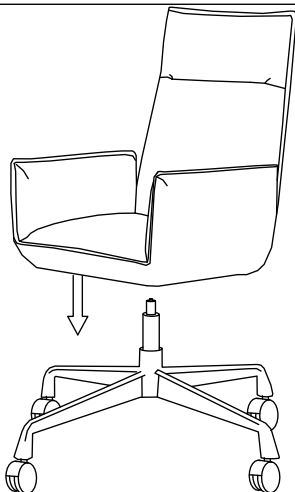
1



2



3



4

