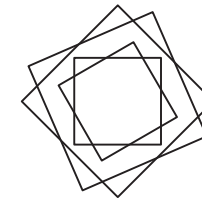
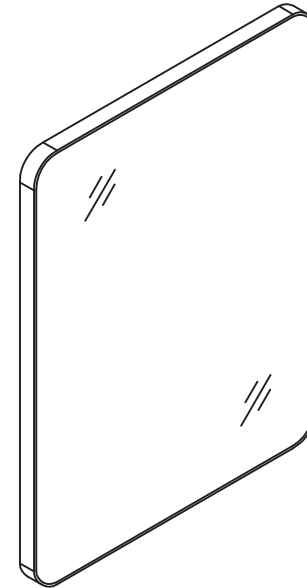


Installation Manual-MR 3224-SBK

MOTIVATE  
YOUR LIFE !

## THANKS FOR WATCHING

Your feedback is invaluable to us and we would love to hear about your experience. Please take the time to leave us a review.





**Thank you for shopping with us!**

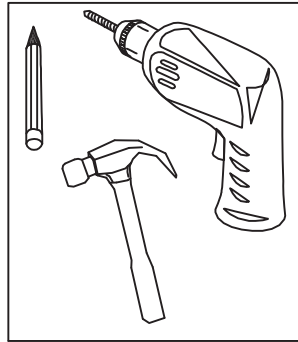
We encourage you to take a few minutes to go through this booklet. It contains important information on installation and care tips to keep your merchandise looking as good as new.

# Item NO.: MR3224-SBK

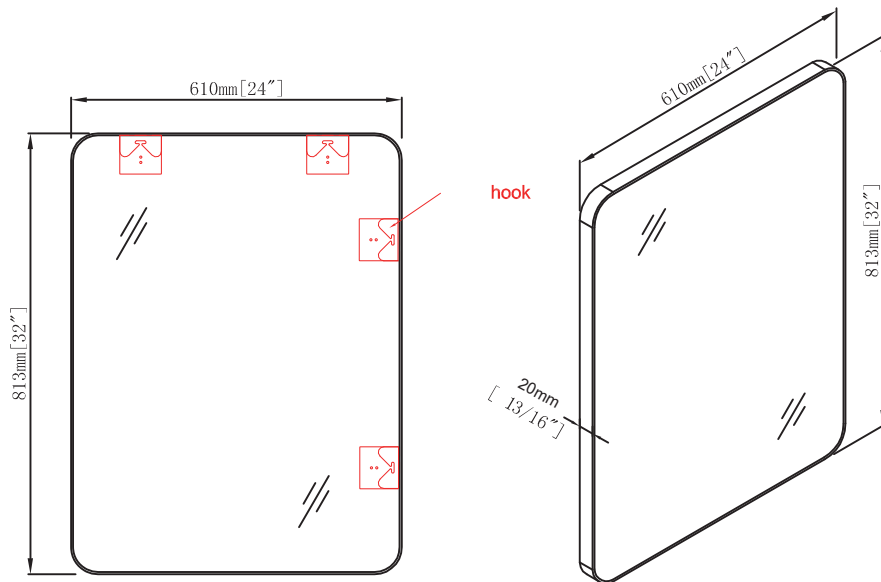
## Hardware

NO.	Draw	QTY
A		2
B		2

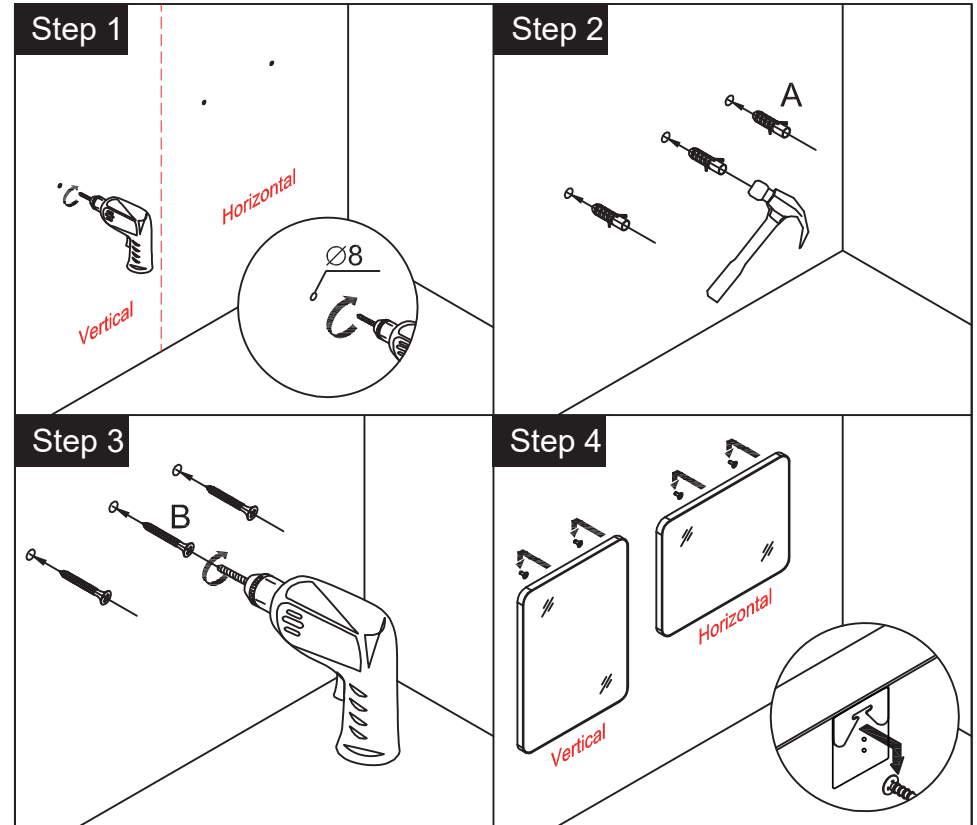
## Tools



## Dimensions



The distance of hooks ' hole should be subject to physical measurement



## CARE CLEANING AND MAINTENANCE

1. The best and safest way to clean your mirror is by using warm water and a soft, lint-free cloth.
2. Wring water from the cloth before wiping the mirror to avoid excess moisture.
3. Keep bathrooms well ventilated.
4. Avoid using cleaners that contain ammonia or vinegar - these can cause corrosion on the edges of the mirror. Never use abrasive cleaners.
5. If your mirror sits directly on a vanity, avoid having excess water puddle along the bottom of the mirror.
6. Avoid spraying cleaners directly onto the mirror.

