


# User Manual



# You need

**1 Tools required**

A Phillips head screwdriver is required for the assembly of this product. (not included)

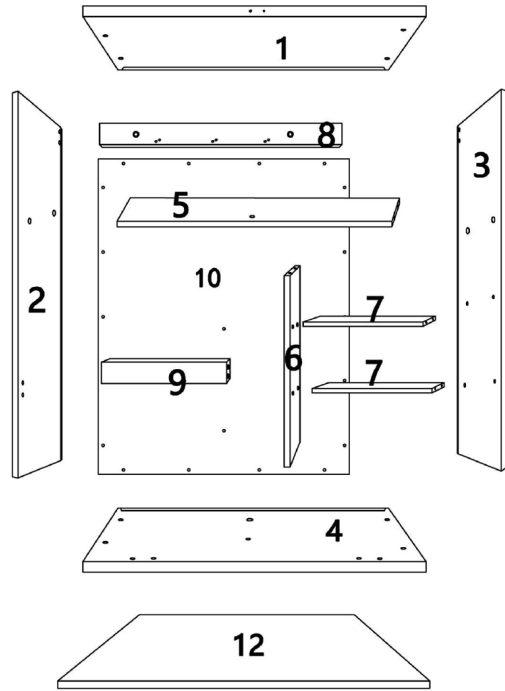
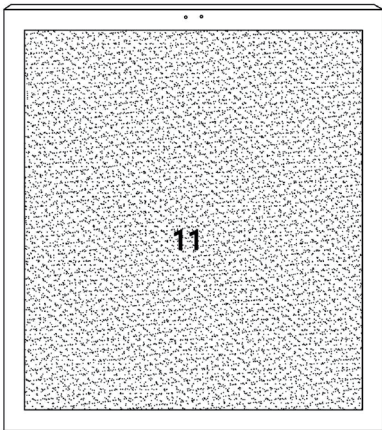
Power tools should not be used to assemble this product.

**2 2 persons are needed**

**3 Take 40 minutes**

40mins

Technical Specifications	
Size	Fold size 600(L) * 155 (W) * 750 (H)MM open size 1495 (L) * 870 (W) * 605 (H) MM








# Hardware List

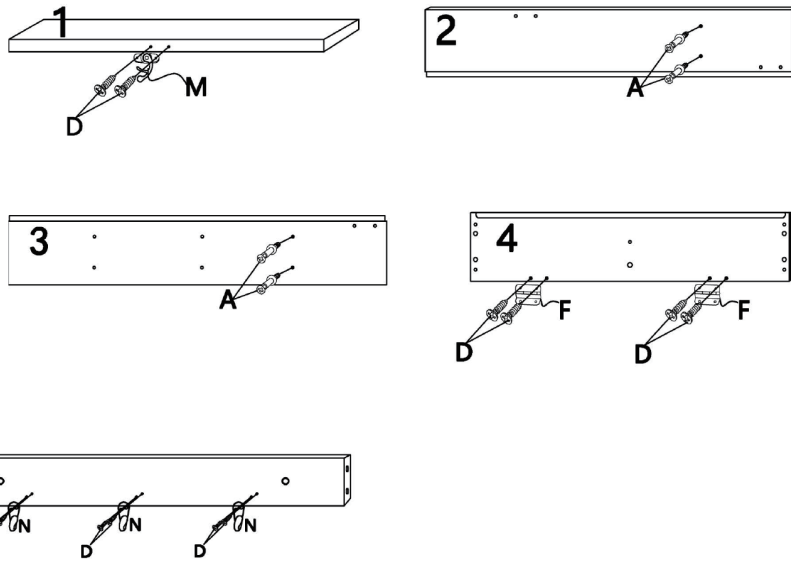
① 1PC	② 1PC	③ 1PC	④ 1PC
⑤ 1PC	⑥ 1PC	⑦ 2PCS	⑧ 1PC
⑨ 1PC	⑩ 1PC	⑪ 1PC	⑫ 1PC
A 4PCS	B 26PCS	C 4PCS	D 38PCS
E 2PCS	F 2PCS	G 1PC	H 1PC
I 10PCS	J 2PCS	K 2PCS	L 1PC
M 1PC	N 3PCS	O 20PCS	

**PRODUCT ASSEMBLY**



**!** Check the package contents before getting started !

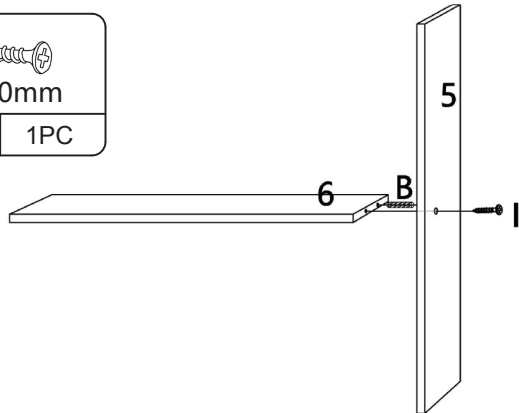
**STEP 1**

				
A   4PCS	D   12PCS	F   2PCS	M   1PC	N   3PCS





**STEP 2**

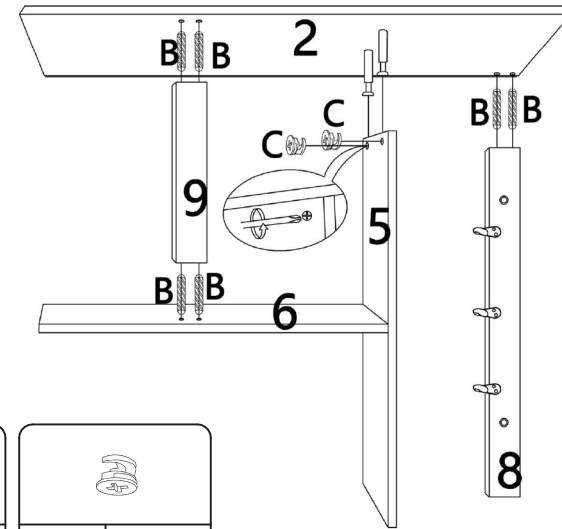
	
B   1PC	I   1PC





**PRODUCT ASSEMBLY**

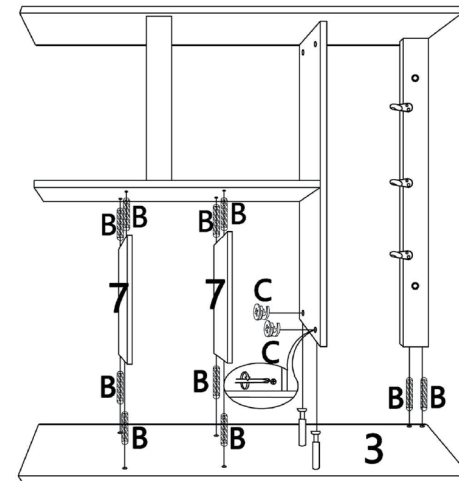
**STEP 3**

	
B   6PCS	C   2PCS





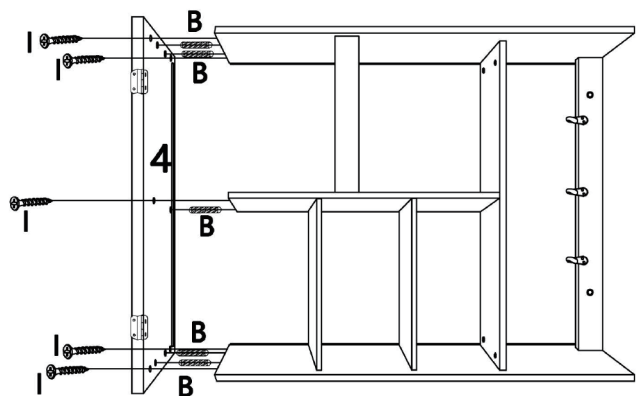
**STEP 4**

	
B   10PCS	C   2PCS





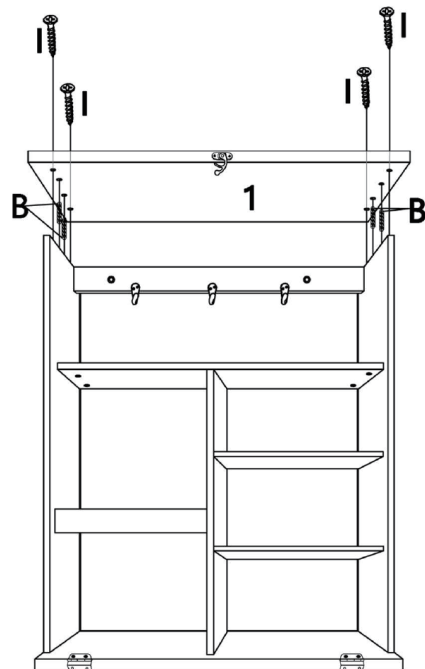
**STEP 5**

	
6*30mm	4*30mm
B   5PCS	I   5PCS




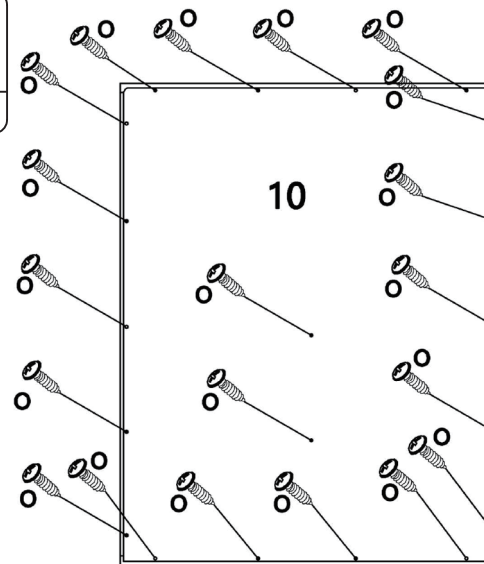
**STEP 6**

	
6*30mm	4*30mm
B   4PCS	I   4PCS






**STEP 7**


2.5*10mm
O   20PCS







**STEP 8**

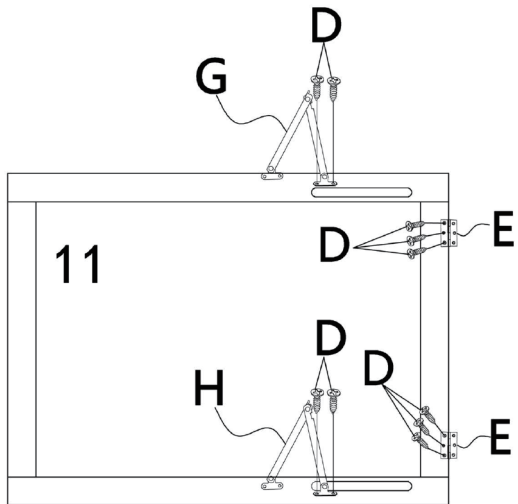
	
3*12mm	
D   2PCS	L   1PC




PRODUCT ASSEMBLY

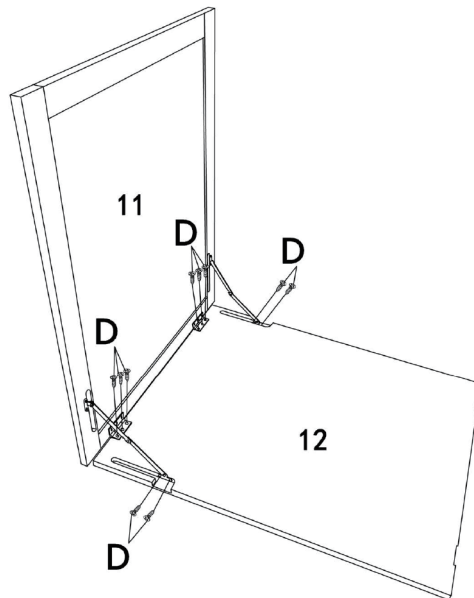
STEP 9

 3*12mm		 E 2PCS		 G 1PC		 H 1PC	
D	10PCS	E	2PCS	G	1PC	H	1PC




STEP 10

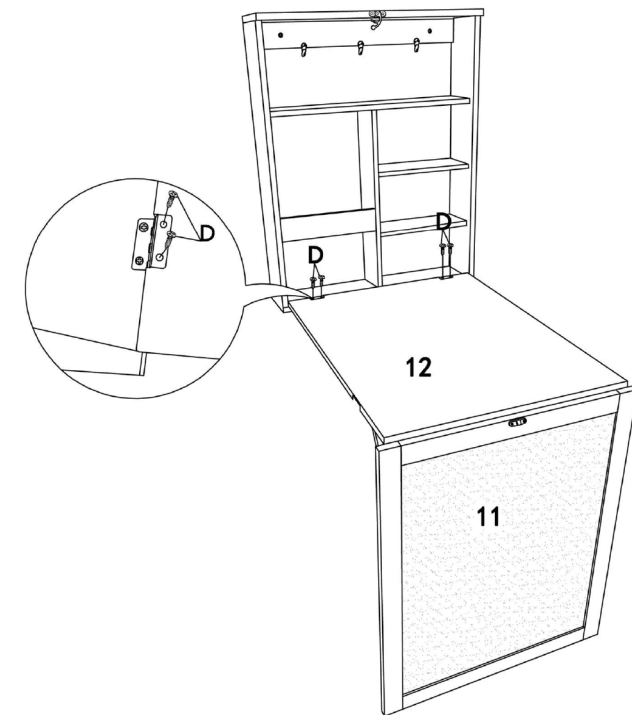
 3*12mm	
D	10PCS



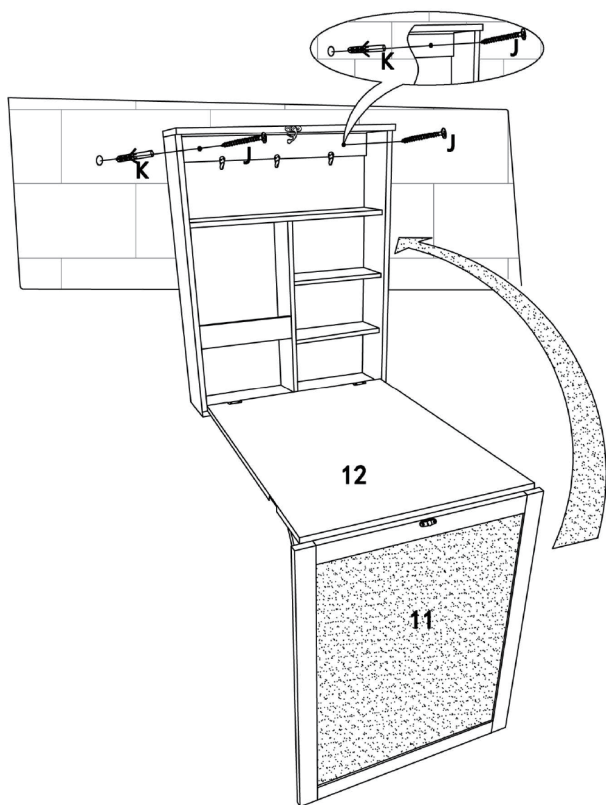
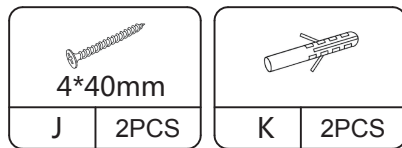
PRODUCT ASSEMBLY

STEP 11

 3*12mm	
D	4PCS



### STEP 12



### STEP 13

