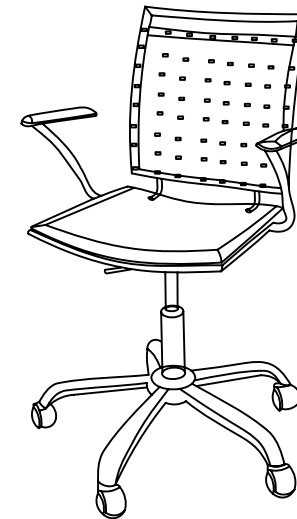
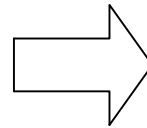
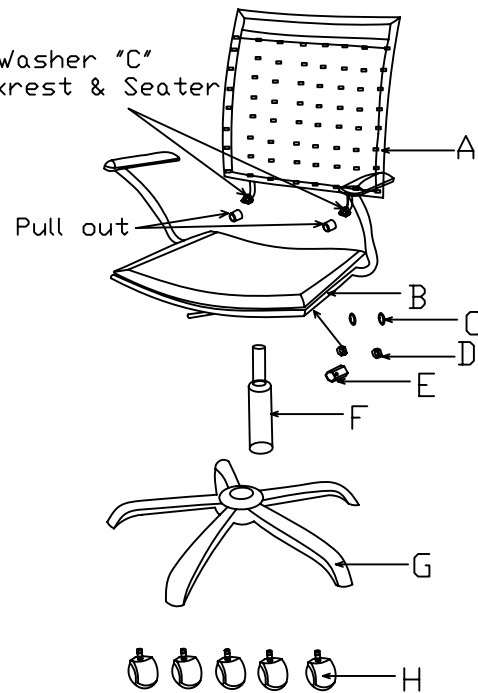










# ASSEMBLY INSTRUCCION

Unsrewing the Nut "D" & Washer "C"  
before assemble the backrest & Seater



NQ.	A	B	C	D	E	F	G	H
NAME	BACKREST	SEATER	WASHER	M12 NUT	NUT DRIVER	GAS LIFT	BASE	CASTER
TYPE								
QTY	1PC	1PC	2PCS	2PCS	1PC	1PC	1PC	5PCS