
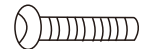
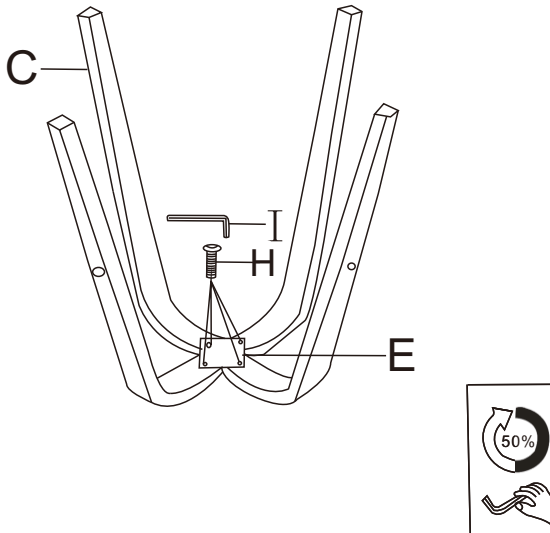
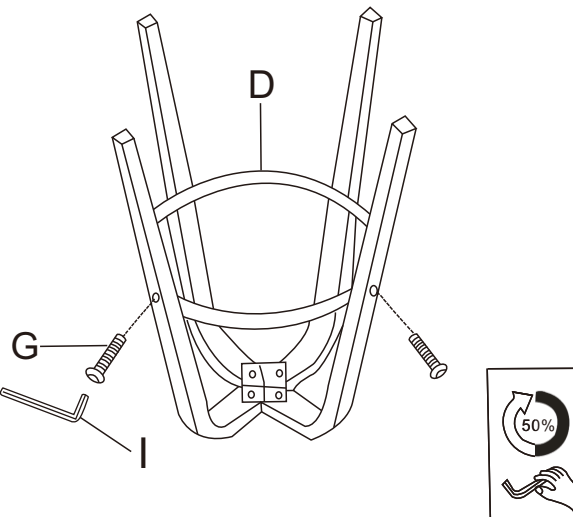
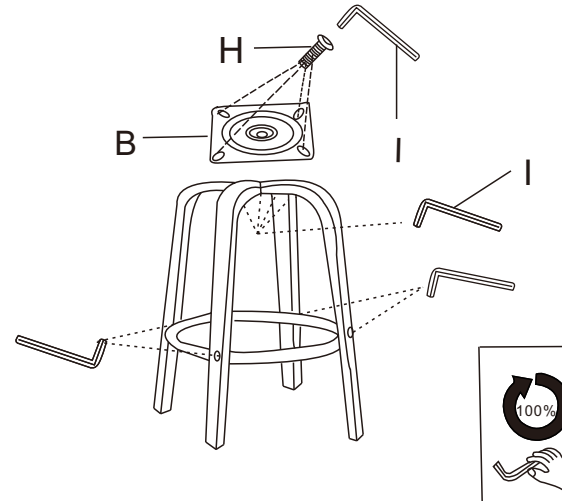

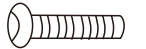
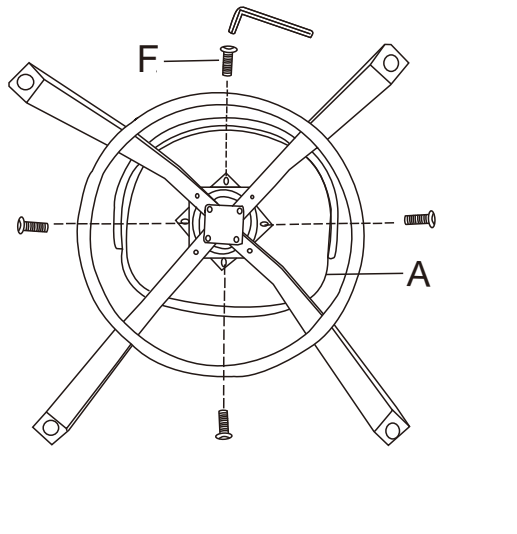
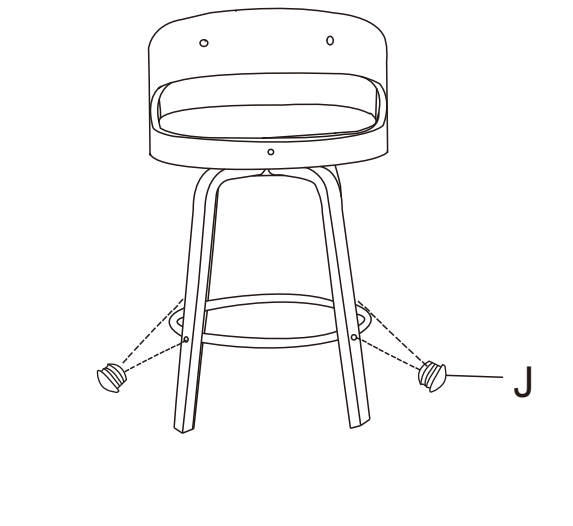
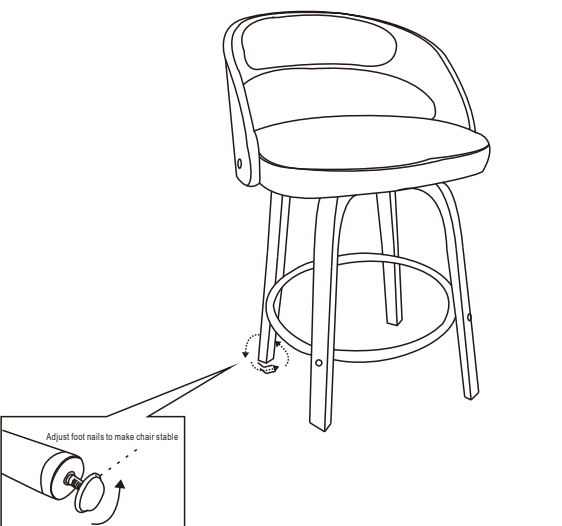
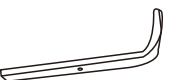



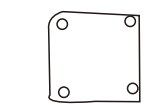
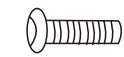


Please check that all fittings are available and in good condition before assembly
 If you have any questions, please contact us, we will solve your problem in the first time.

<p>A*1</p> 	<p>G*4</p>  M6*30MM	<p>1 Tighten the screws to 50%</p> 	<p>2 Tighten the screws to 50%</p> 	<p>3 Tighten the screws to 100%</p> 
<p>B*1</p> 	<p>H*8</p>  M6*25MM	<p>4</p> 	<p>5</p> 	<p>6</p> 
<p>C*4</p> 	<p>I*1</p> 			
<p>D*1</p> 	<p>J*4</p> 			
<p>E*1</p> 				
<p>F*4</p>  M6*20MM				