



**INSTRUCTIONS D'ASSEMBLAGE  
ASSEMBLY INSTRUCTIONS**

---

**CHAISE -  
2PCS / 38"H / SIMILI-CUIR NOIR / CHROME**

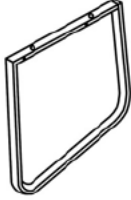
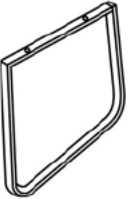
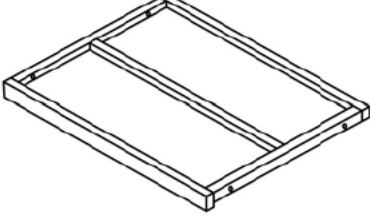

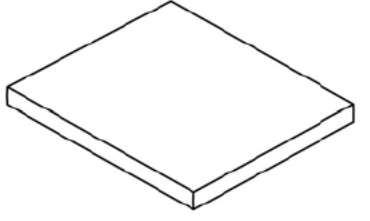
**DINING CHAIR -  
2PCS / 38"H / BLACK LEATHER-LOOK / CHROME**






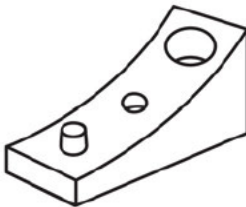

**POUR DE L'ASSISTANCE OU POUR COMMANDER  
DES PIÈCES CONTACTEZ NOTRE DÉPARTEMENT  
DE SERVICE À LA CLIENTÈLE.**

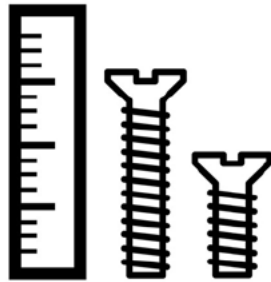
**FOR ASSISTANCE OR TO ORDER PARTS  
CONTACT OUR CUSTOMER SERVICE DEPARTMENT**

**LISTE DES PIÈCES**  
**PARTS LIST**

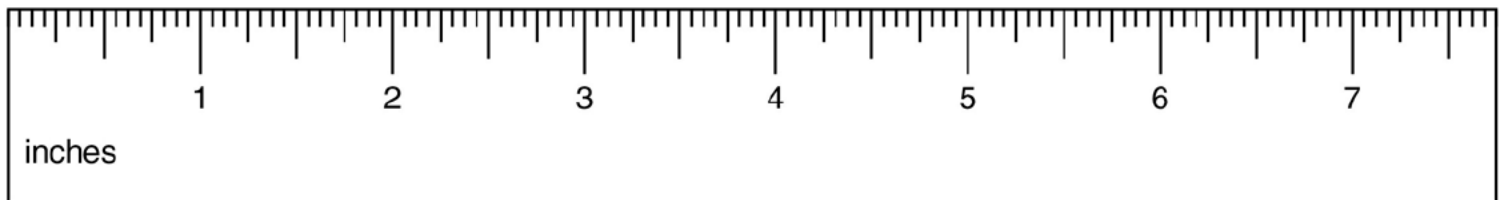
| PIÈCE / PART # | IMAGE   | DESCRIPTION  | QTY / QTÉ |
|----------------|---|--|-----------|
| 1              |    | <p style="text-align: center;">FRONT FACING LEFT LEG<br/>PATTE AVANT GAUCHE</p>  | 2         |
| 2              |    | <p style="text-align: center;">FRONT FACING RIGHT LEG<br/>PATTE AVANT DROITE</p> | 2         |
| 3              |  | <p style="text-align: center;">FRAME<br/>CADRE</p>                               | 2         |
| 4              |  | <p style="text-align: center;">BACK REST<br/>DOSSIER</p>                         | 2         |
| 5              |  | <p style="text-align: center;">CHAIR SEAT CUSHION<br/>COUSSIN</p>                | 2         |

**LISTE DES PIÈCES DE MONTAGE**  
**HARDWARE LIST**

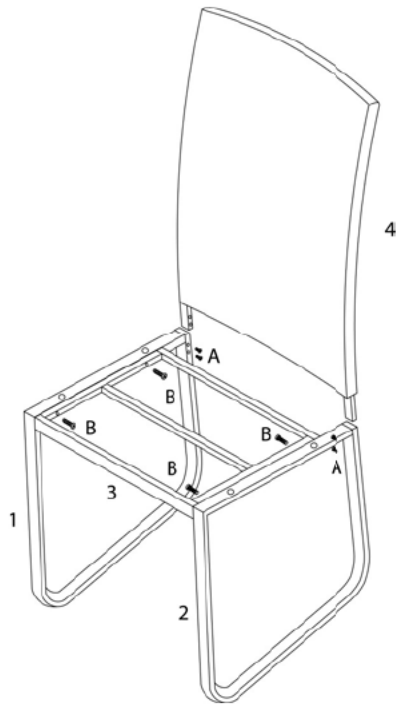
| PIÈCE / PART # | IMAGE   | DESCRIPTION  | QTY / QTÉ |
|----------------|---|--|-----------|
| <b>A</b>       |    | ASSEMBLING BOLT -<br>Ø 1/4" X 1/2"<br>BOULON D'ASSEMBLAGE -<br>Ø 1/4" X 1/2"     | <b>8</b>  |
| <b>B</b>       |    | ASSEMBLING BOLT -<br>Ø 1/4" X 1 1/8"<br>BOULON D'ASSEMBLAGE -<br>Ø 1/4" X 1 1/8" | <b>16</b> |
| <b>C</b>       |  | ASSEMBLING SCREW -<br>Ø 1/8" X 1/2"<br>VIS D'ASSEMBLAGE -<br>Ø 1/8" X 1/2"       | <b>8</b>  |
| <b>D</b>       |  | FLOOR PROTECTOR<br>PROTECTEUR DE PLANCHER  | <b>8</b>  |
| <b>E</b>       |  | HEX KEY<br>CLÉ HEXAGONALE  | <b>1</b>  |



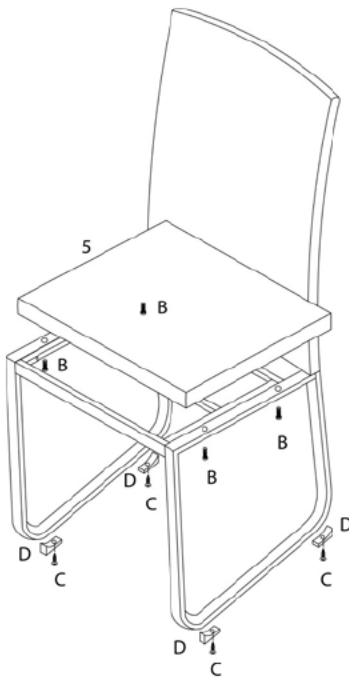
**OUTIL DE VÉRIFICATION DE DIMENSIONS DES PIÈCES  
HARDWARE DIMENSIONS VERIFICATION TOOL**



ÉTAPE / STEP 1



ÉTAPE / STEP 2



ÉTAPE / STEP 3

