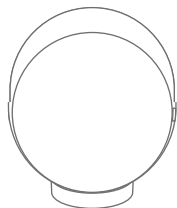


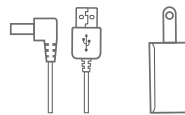
Moonrise Lantern



Included:



LDPE Lantern with LED Base
and Aluminum Handle



5.5 ft. Indoor Power Cord
with 120V USB Wall Adapter

Instructions:

1. Charge Lantern Using Provided Cord

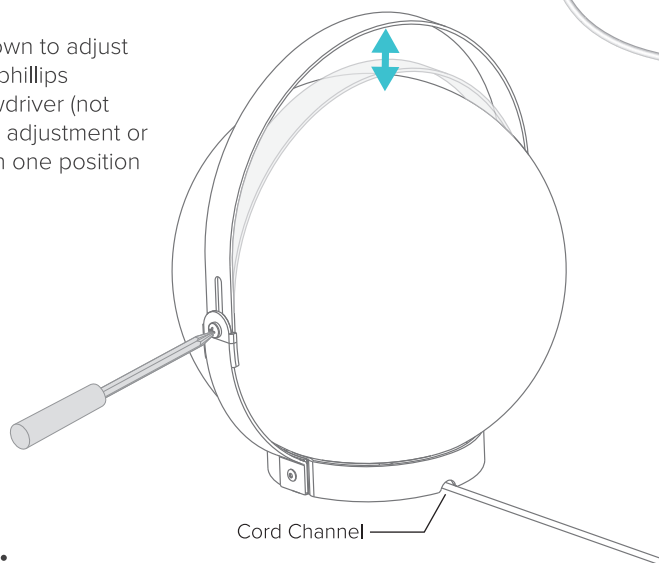
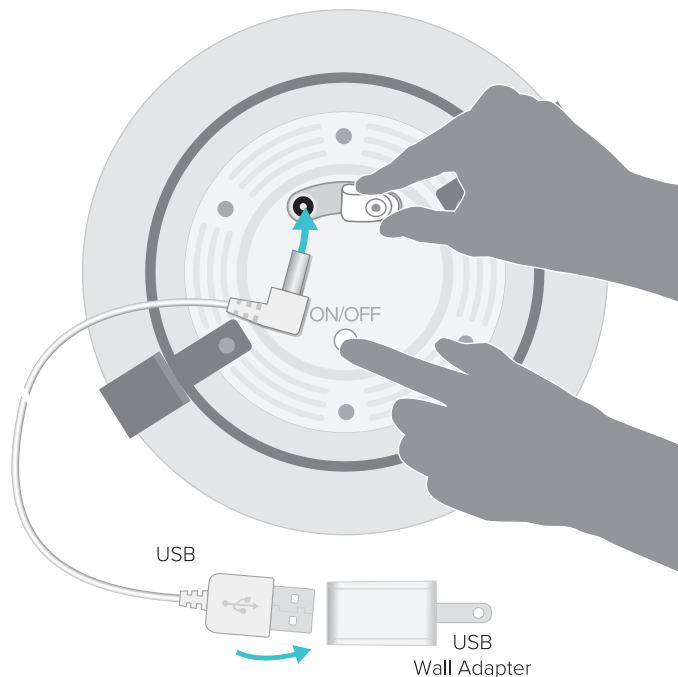
- Lift rubber seal to access plugin hole.
- Insert the round connector of the cord into plugin hole.
- Insert USB into provided wall adapter and plug into outlet
(*CORD AND WALL CHARGER FOR INDOOR USE ONLY*).
- A small red light indicates charging and will shut off when fully charged.
- If the battery was fully drained, it may take a few minutes of charging for the light to achieve full brightness.

2. Select Light Using Button Under Base

- Press 1X for sunset (warm light)
- Press 2X for moonlight (cool light)
- Press 3X for daylight (warm + cool combined light)
- Hold 3 seconds to turn off

3. Adjust Handle

- Lift up or push down to adjust
- If needed, use a phillips cross-head screwdriver (not included) to ease adjustment or lock the handle in one position



Specifications:



10-12 hr run time on full brightness



2-3 hr AC charging



Use a slightly damp cloth to spot clean (if needed). Wipe dry with a clean dry cloth.

Rated IP65 - Rain and splash resistant

THANK YOU FOR YOUR PURCHASE!

We want you to be completely satisfied. If you have any questions please contact our customer service department.

SUPPORT@ALLSOPGARDEN.COM | 800-426-4303

Love your product?
Follow and Tag us @allsopgarden with #allsopgarden

