

MOTION SOFA WITH DROPDOWN TABLE WITH DRAWER (WITH USB FUNCTION)

ASSEMBLY INSTRUCTION



Assembly Instruction


ASSEMBLY TIPS:

- 1.Remove hardware from box and sort by size.
- 2.Please check to see that all hardware and parts are present prior to start of assembly.
- 3.Please follow attached instructions in the same sequence as numbered to assure fast& easy assembly.



Warning !







- 1.Do not attempt to repair or modify parts that are broken or defective. Please contact the store immediately.
- 2.This product is for home use only and not intended for commercial establishment.



ASSEMBLY TIME PER UNIT:

5 MINUTES

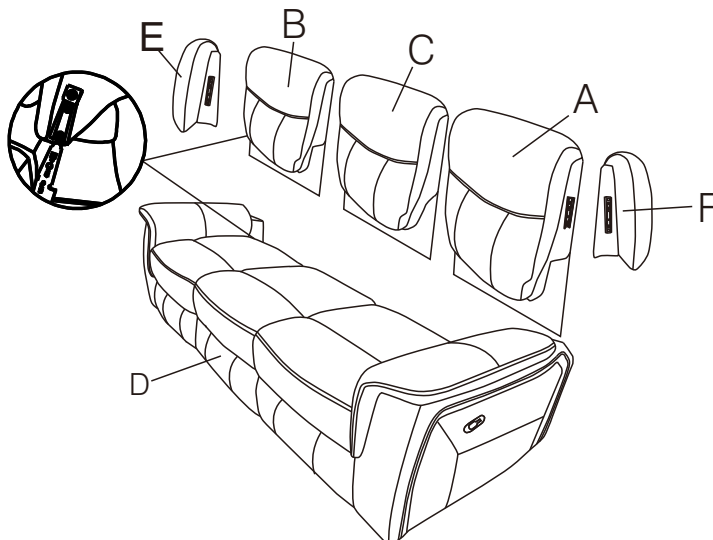
PARTS IDENTIFICATION

- | | | |
|-----|---|-----------------|
| (A) |  | RIGHT BACK 1PC |
| (B) |  | LEFT BACK 1PC |
| (C) |  | MIDDLE BACK 1PC |
| (D) |  | BASE 1PC |
| (E) |  | LEFT EAR 1PC |
| (F) |  | RIGHT EAR 1PC |


ASSEMBLY INSTRUCTION

IT NEEDS TWO PERSONS AND TAKES ABOUT FOUR MINUTES TO ASSEMBLE THE ITEM


STEP 1



STEP 2



STEP 3



ASSEMBLY TIME PER UNIT:

5 MINUTES

