








ASSEMBLY INSTRUCTIONS

DESCRIPTION: Coffee Table

PARTS LIST

NO.	DESCRIPTION	IMAGE	Qty
P1	TOP		1
P2	SHELF		1
P3	LEGS		4
HARD WARE LIST			
H1	ALLEN BOLT $\phi 6 \times 50 \text{mm}$		8
H2	FLAT WASHER $\phi 6 \text{mm}$		8
H3	SPRING WASHER $\phi 6 \text{mm}$		8
H4	ALLEN WRENCH # 4mm		1

