

# **INSTRUCTION MANUAL**

## **Patio Wicker Sofa**

IF YOU PURCHASED THE CHAIR ONLINE AND HAVE ANY  
QUESTIONS OR CONCERNS

PLEASE CONTACT US WITH EMAIL OR TEXT

EMAIL: [hiwarrantyservice@outlook.com](mailto:hiwarrantyservice@outlook.com)

TEXT: +1 628-263-4608

## **WARNING:**

Proper use of the sofa is for two persons seating only. The sofa is not to be used for standing purposes and will not function as a stool or step-ladder. Use on even surfaces only. Sofa tested for use at weight of 450lb (204kg). Improper use of this product or failure to use as directed may result in injury. Not intended for commercial use.

## **IMPORTANT:**

Please read all the instructions and warnings before assembling. In order to make the whole product adjust to the best, please install all the screws on the product before fully tighten, and note to put the washer to the screw before putting the screw into the screw hole.

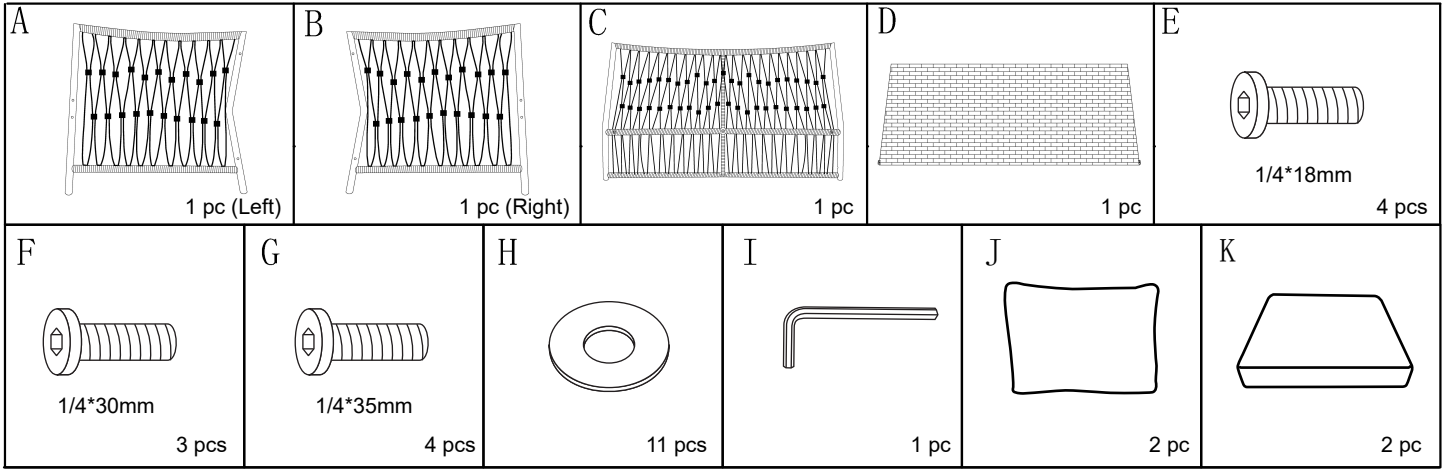
## **SAFETY INFORMATION:**

- Keep all children and pets away from assembly area. Children and pets should be supervised when they are in the area of the product construction.
- Keep assembly area at least 6 feet from any obstruction such as a fence, garage, house, overhanging branches, laundry line or electrical wires.
- Some parts may contain sharp edges. When assembling and using this product, basic safety precautions should always be followed to reduce the risk of personal injury and damage to the product. Please read all instructions before assembly and use.
- Check all bolts for tightness before use. **IMPORTANT** - check and tighten bolts often to keep them secure!
- The chair is not to be used for standing purposes and will not function as a stool or step-ladder. Use on even surfaces only.
- The chair use at weight of 250lb (113.4kg). Improper use of this product or failure to use as directed may result in injury. Not intended for commercial use.

## **CARE & MAINTENANCE :**

- **STAIN RESISTANT CUSHIONS CARE :** KEEP THE CUSHIONS IN STORAGE IN RAINING DAY.
- **SPILLS:** Immediately wipe up the spill using a white damp cloth. Repeat process if necessary until stain is gone. Allow cushion to air dry.
- **FABRIC CARE:** Hand wash cold, non-chlorine bleach when needed, lay flat to dry. Cool iron if necessary. Do not dry clean.
- **RESIN WICKER PRODUCT CARE:** Before using, clean the product completely with a soft dry towel. When not in use, wipe free of any dirt or loose objects, wash with a mild solution of soap and water, rinse thoroughly and dry completely. Do not use strong detergent or abrasive cleaners. Over time nuts and bolts can loosen. Occasionally, check nuts and bolts on all chairs and tables, re-tighten if necessary.

# Assembly Instructions



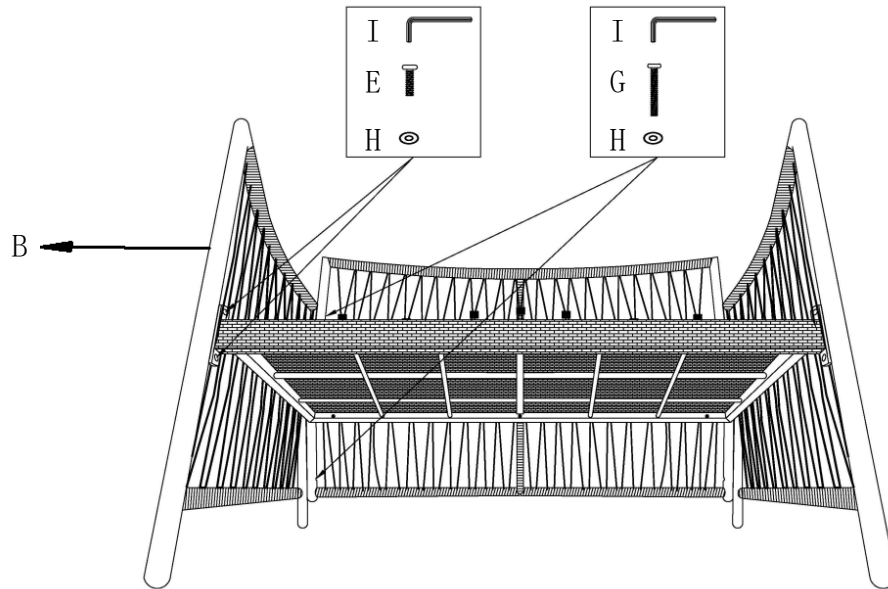
1>: step1

Step 1. Attach left arm (A) to chair back (C) by using 2 bolts (G) and 2 washers (H) with allen wrench (I). Do not tighten all bolts now.

2>: step2

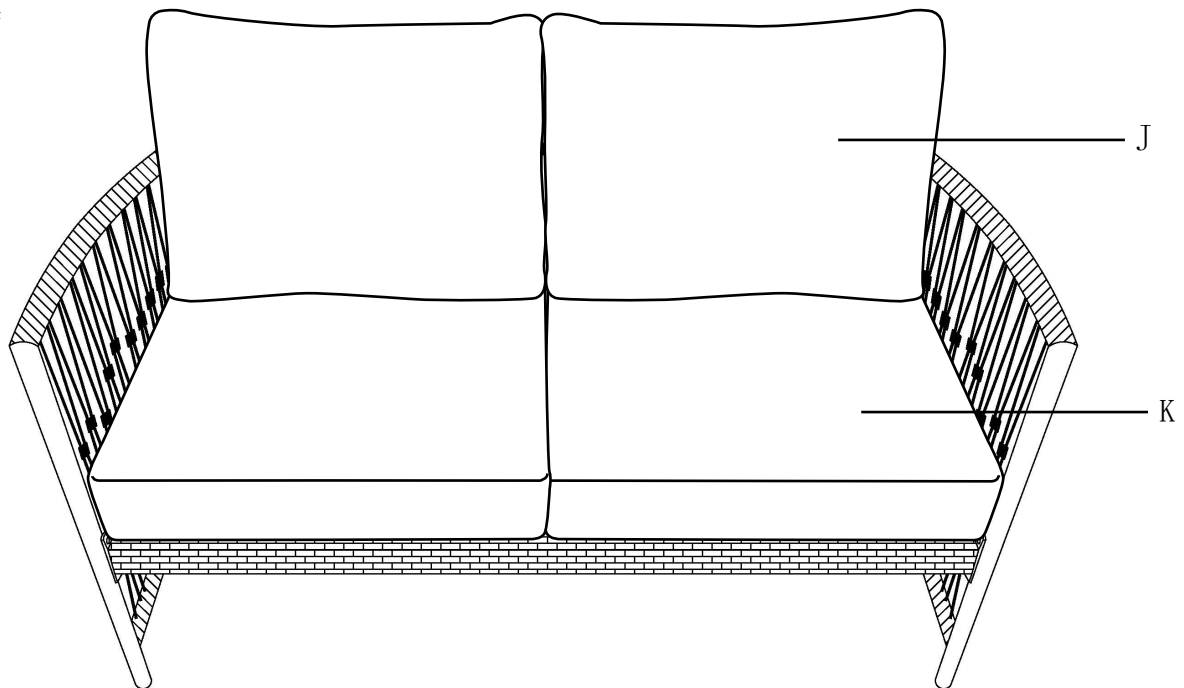
Step 2. Attach chair seat (D) to left arm (A) and chair back (C) by using 2 bolts (E), 3 bolts (F) and 5 washers (H) with allen wrench (I). Do not tighten all bolts now.

3>:step3



Step 3. Attach right arm (B) to chair seat (D) and chair back (C) by using 4 bolts (E&G) and 4 washers (H) with allen wrench (I). Tighten all bolts now.

4>:step4



Step 4. Put cushion (J&K) onto sofa and now sofa is ready to use.

Email: [hiwarrantyservice@outlook.com](mailto:hiwarrantyservice@outlook.com)

TEXT: 1 628-263-4608