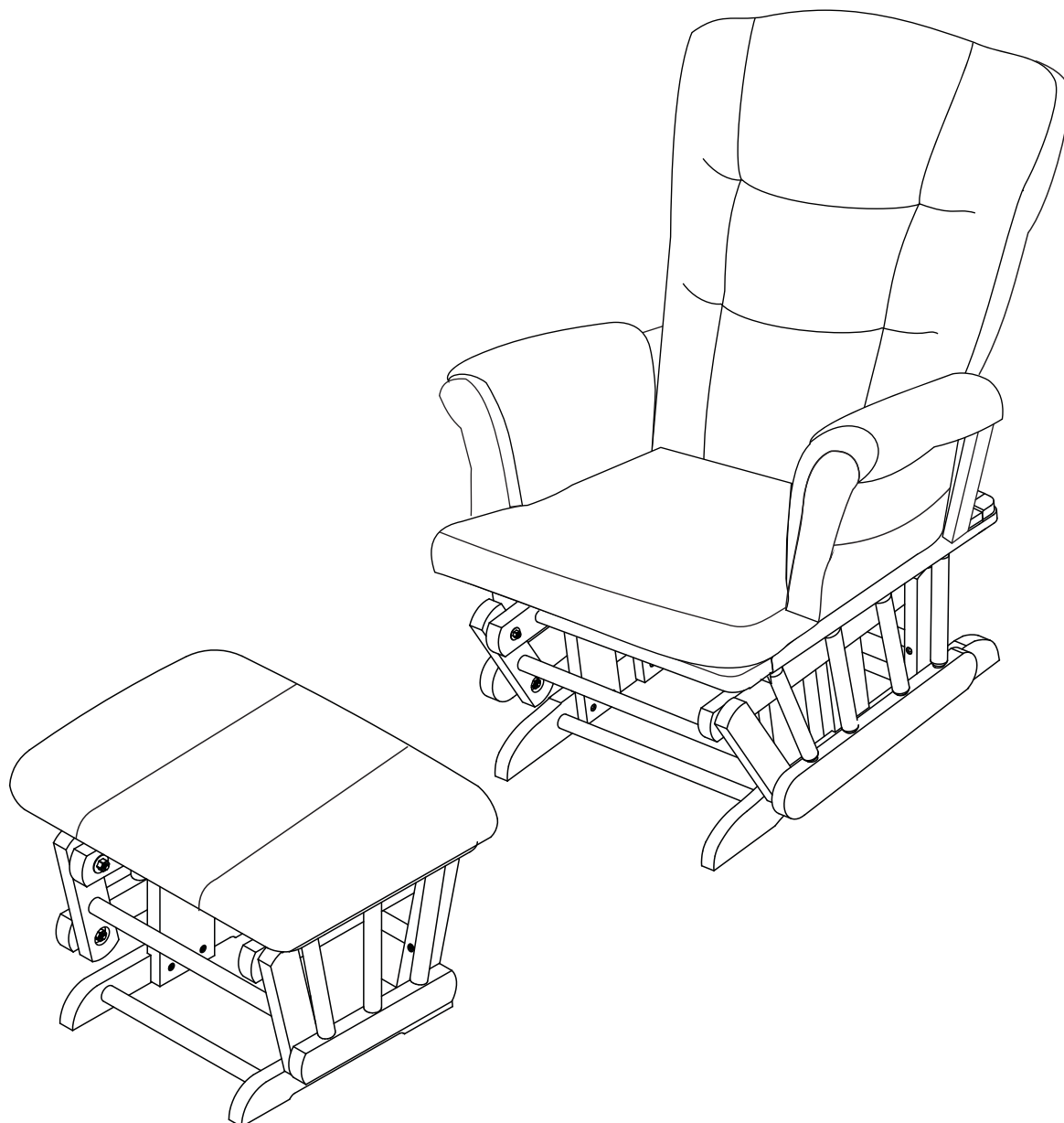


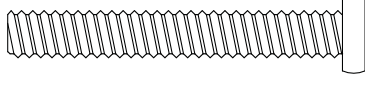
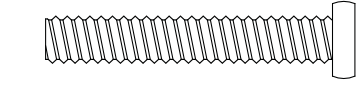



ASSEMBLY INSTRUCTIONS



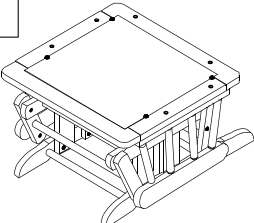

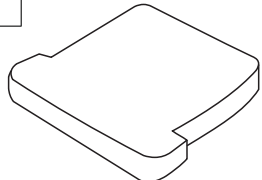
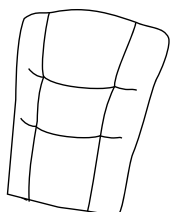
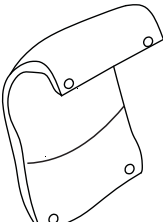
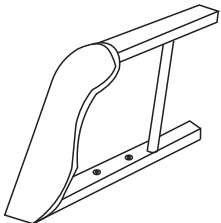
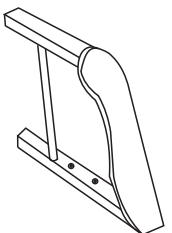
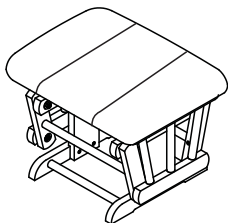
Ottoman requires no assembly

PARTS LIST

HARDWARE LIST

<p>1</p>  <p>$\phi 1/4"$ X 1-3/4"</p>	<p>2</p>  <p>$\phi 1/4"$ X 1-1/2"</p>	<p>3</p>  <p>$\phi 1/4"$ X 1/2"</p>
<p>HEX SOCKET HEAD BOLT 2 PCS</p>	<p>HEX SOCKET HEAD BOLT 6 PCS</p>	<p>SPRING WASHER 8 PCS</p>
<p>4</p>  <p>$\phi 1/4"$ X 1/2"</p>	<p>5</p>  <p>4MM</p>	
<p>BARREL NUT 2 PCS</p>	<p>ALLEN KEY 1 PC</p>	

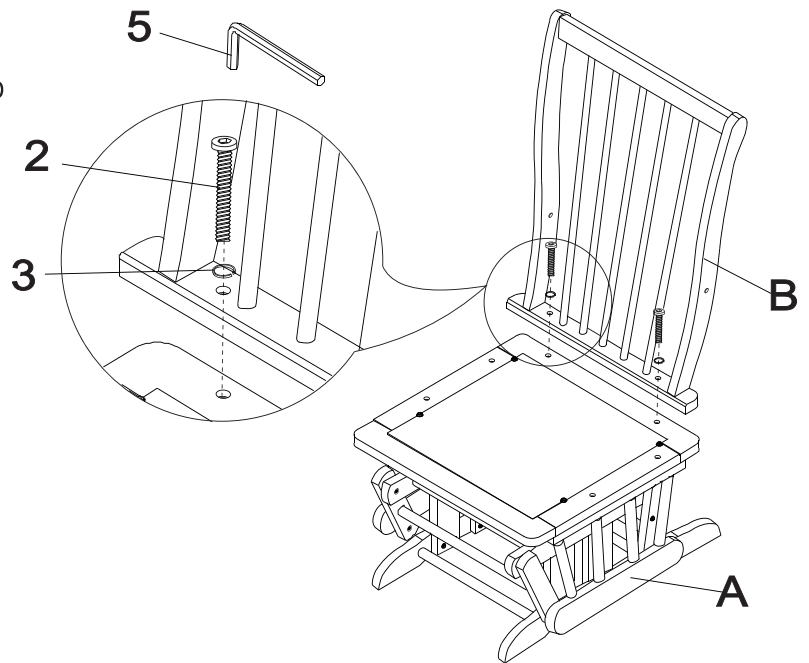
PARTS LIST

<p>A</p> 	<p>B</p> 	<p>C</p> 
<p>BASE 1 PC</p>	<p>BACK FRAME 1 PC</p>	<p>SEAT CUSHION 1 PC</p>
<p>D</p> 	<p>E</p> 	<p>FL</p> 
<p>BACK CUSHION 1 PC</p>	<p>ARM CUSHION 2 PCS</p>	<p>LEFT ARM ASSEMBLY 1 PC</p>
<p>FR</p> 	<p>G</p> 	
<p>RIGHT ARM ASSEMBLY 1 PC</p>	<p>OTTOMAN 1 PC</p>	

STEP 1

Attach the back frame (B) to base (A) using bolts (2) and washer (3). Use Allen key (5) to fasten bolts.

Note: Leave bolts loose to allow easier assembly of arms in following steps.



STEP 2

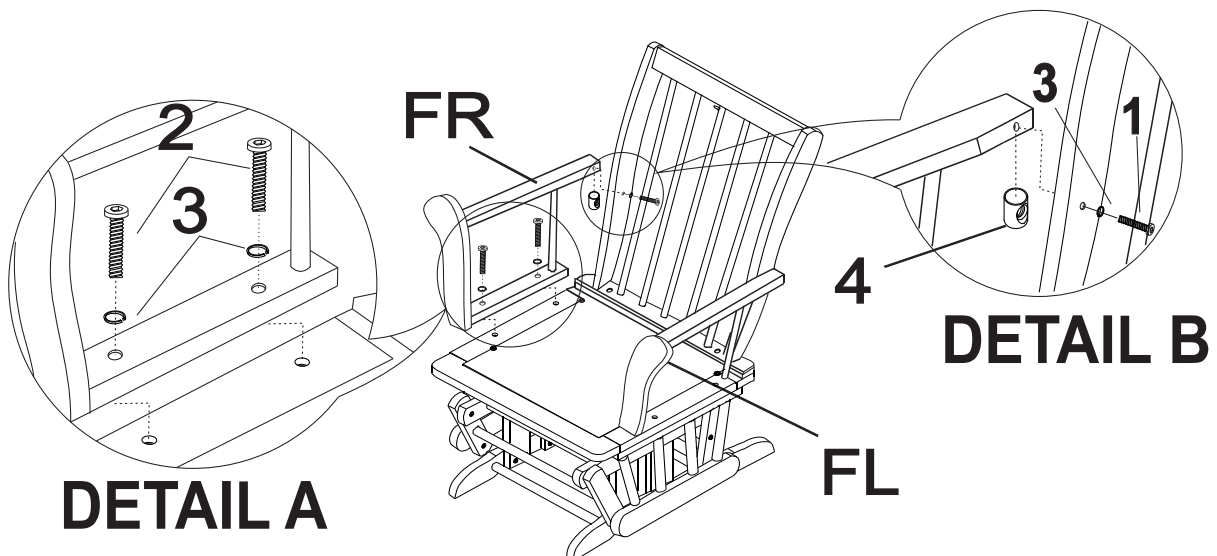
2.1 Attach the right arm assembly (FR) to back frame (B) using bolt (1), washer (2) and barrel nut (4). Insert barrel nut (4) into the hole underneath the armrest as per DETAIL B. Insert the bolt (1) through the hole in the back rest (B) as per DETAIL B. Use allen key (5) to fasten bolts.

2.2 Attach the right arm assembly (FR) to the base (A) using bolts (2) and washers (3) as per DETAIL A. Use allen key (5) to fasten bolts.

2.3 Repeat steps 2.1 and 2.2 to assemble left arm assembly (40L)

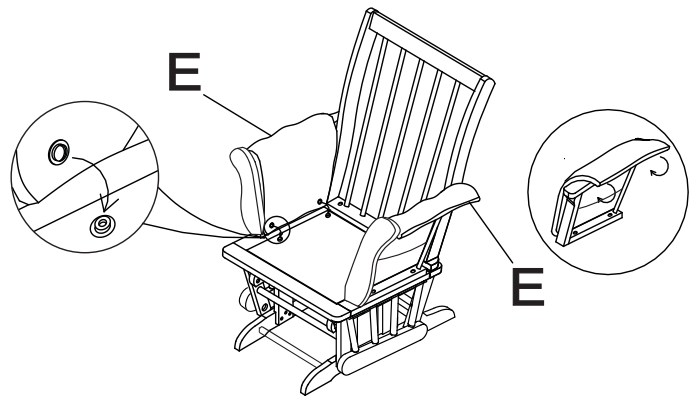
Note: Do not fully tighten bolts as the holes on the bottom of the armrest must align with the holes on the base.

2.4 Tighten all bolts installed in previous steps.



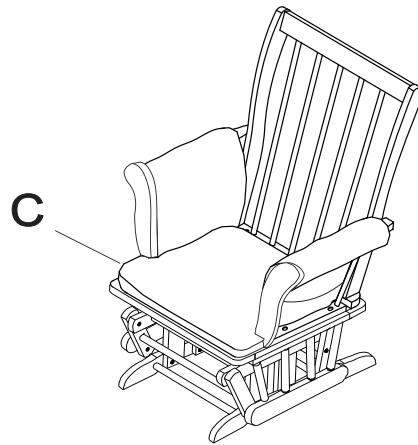
STEP 3

Attach the armrest cushions (E) to the armrests by buttoning the buttons along the interior seat and on the sides.



STEP 4

Attach seat cushion (C) to base.



STEP 5

Attach the back cushion (D) to the back frame.

