


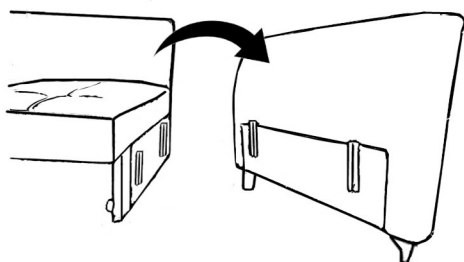
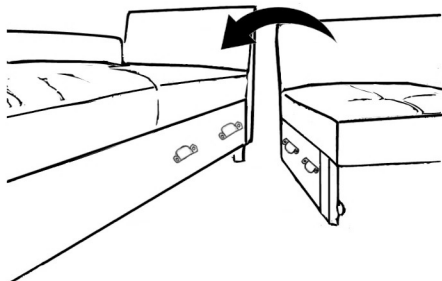
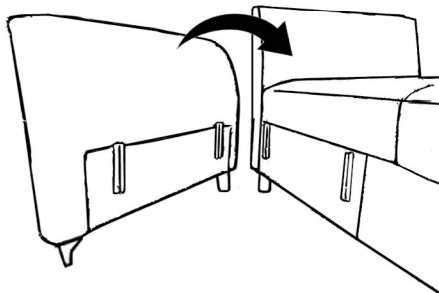
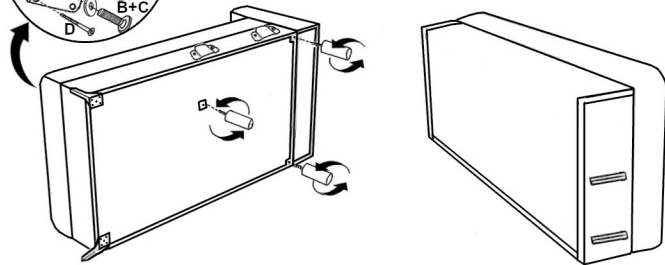
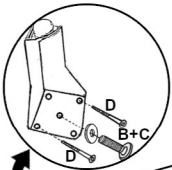
NAROŻNIK LEWOSTRONNY

LEFT HAND SIDE CORNER



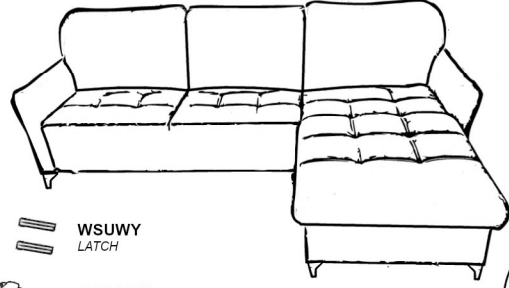
WSUWY
LATCH

SZCZEPY
HITCH



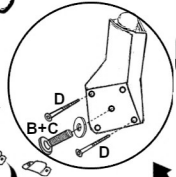
NAROŻNIK PRAWOSTRONNY

RIGHT HAND SIDE CORNER

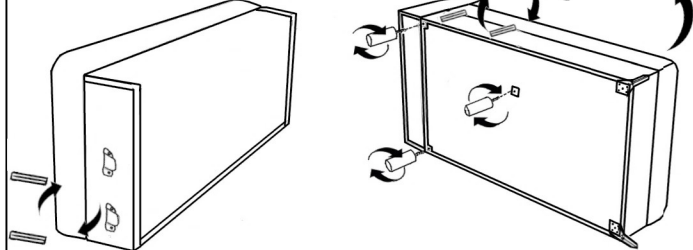


WSUWY
LATCH

SZCZEPY
HITCH



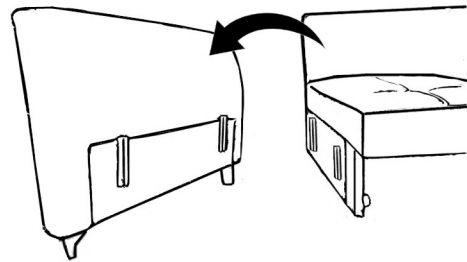
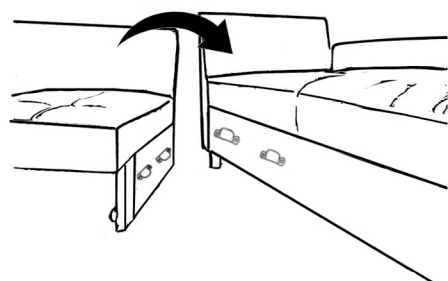
ZAMIENIĆ WSUWY
NA SZCZEPY
REPLACE LATCH
WITH HITCH



ZAMIENIĆ SZCZEPY
NA WSUWY
REPLACE HITCH
WITH LATCH



ZAMIENIĆ SZCZEPY
NA WSUWY
REPLACE HITCH
WITH LATCH



NARZĘDZIA/TOOLS



A x 1

ELEMENTY ŁĄCZĄCE/HARDWARE



B x 2



C x 2



D x 4



E x 3



F x 2

ø8

czarne l-2cm h-10cm ø8 h-10cm

CZAS/TIME MONTAŻ/INSTALLATION




30 min



2 osoby

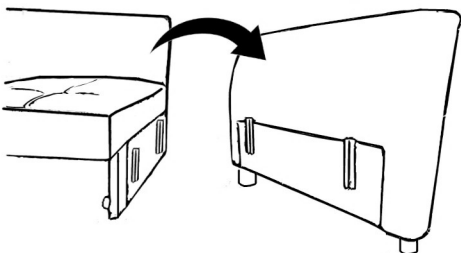
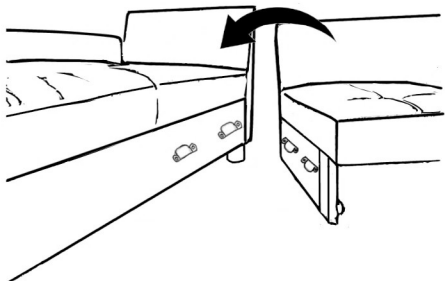

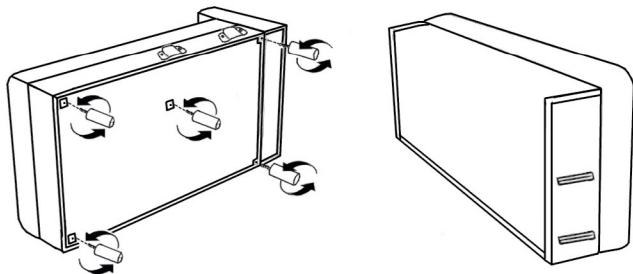
NAROŻNIK LEWOSTRONNY

LEFT HAND SIDE CORNER



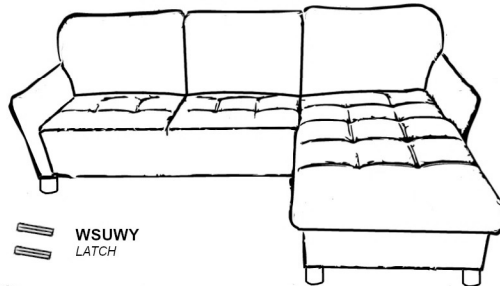
WSUWY
LATCH

SZCZEPY
HITCH



NAROŻNIK PRAWOSTRONNY

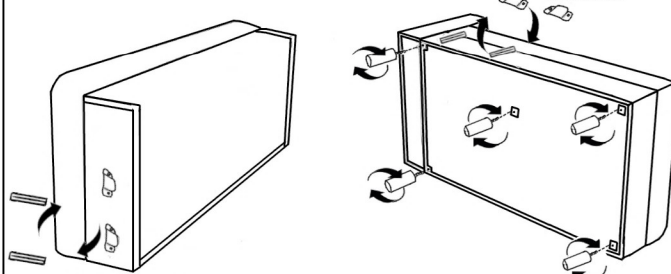
RIGHT HAND SIDE CORNER



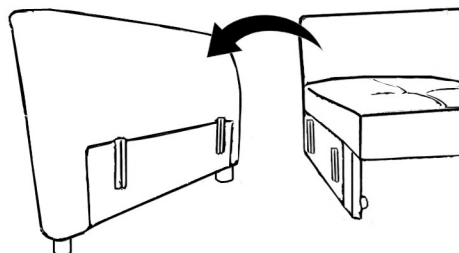
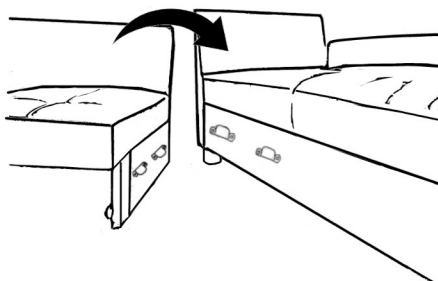
WSUWY
LATCH

SZCZEPY
HITCH

ZAMIENIĆ WSUWY
NA SZCZEPY
REPLACE LATCH
WITH HITCH



ZAMIENIĆ SZCZEPY
NA WSUWY
REPLACE HITCH
WITH LATCH



NARZĘDZIA/TOOLS



A x 1

ELEMENTY ŁĄCZĄCE/HARDWARE



B x 5
h-8cm ø8

CZAS/TIME MONTAŻ/INSTALLATION



30 min



2 osoby