




X 2

Modular Sectional Cloud Couch
Model: AR88-US
No.: LM250321



HELP CENTER

Have questions about this product? Contact us, and we'll assist you!

● Customer Support Email:

support.eu@soforoom.com

* Upon receiving your email, we'll respond within **48** working hours.

HILFEZENTRUM

Haben Sie Fragen zu diesem Produkt? Kontaktieren Sie uns, wir helfen Ihnen weiter!

- E-Mail des Kundensupports: support.eu@soforoom.com

* Nach Erhalt Ihrer E-Mail antworten wir innerhalb von **48** Arbeitsstunden.

CENTRE D'AIDE

Vous avez des questions sur ce produit? Contactez-nous et nous vous aiderons!

- E-mail du service client : support.eu@soforoom.com

* Dès réception de votre email, nous vous répondrons dans les **48** heures ouvrées.

CENTRO ASSISTENZA

Hai domande su questo prodotto? Contattaci e ti aiuteremo!

- E-mail dell'assistenza clienti: support.eu@soforoom.com

* Dopo aver ricevuto la tua email, ti risponderemo entro **48** ore lavorative.

CENTRO DE AYUDA

¿Tienes preguntas sobre tu producto? Ponte en contacto con nosotros y te ayudaremos.

- Correo electrónico de atención al cliente: support.eu@soforoom.com

*Al recibir tu correo electrónico, te responderemos en un plazo de **48** horas laborables.

FAQ

Q1: What should I do if the product I received is damaged or incorrect?

A1: If you've received a damaged, incorrect, or incomplete product, please reach out to our Customer Support Center at support.eu@soforoom.com. Include your order number and photos.

Q2: What should I do if I encounter problems during installation?

A2: If you encounter any installation issues, please email to support.eu@soforoom.com, attach a detailed description of the problem, we will provide you for professional technical support.

Q3: How do I apply a return?

A3: You can initiate a return within 30 days of purchase. Email us at support.eu@soforoom.com with your order number and the reason for return. We'll guide you through the process.

Note:

- Please contact us before returning the product to avoid any complications.
- Ensure the product is returned in its original packaging with all accessories included.

FAQ

F1: Wenn ich ein beschädigtes, falsches oder unvollständiges Produkt erhalten habe, was soll ich tun?

A1: Wenn Sie ein beschädigtes, falsches oder unvollständiges Produkt erhalten haben, wenden Sie sich bitte an unser Kundensupport-Center unter support.eu@soforoom.com. Geben Sie Ihre Bestellnummer und Fotos an.

F2: Was soll ich tun, wenn während der Installation Probleme auftreten?

A2: Wenn bei der Installation Probleme auftreten, senden Sie bitte eine E-Mail an support.eu@soforoom.com. und fügen Sie eine detaillierte Beschreibung des Problems bei. Wir bieten Ihnen dann professionellen technischen Support.

F3: Wie beantrage ich eine Rücksendung?

A3: Innerhalb von 30 Tagen nach dem Kauf können Sie eine Rückgabe veranlassen. Senden Sie uns eine E-Mail an support.eu@soforoom.com mit Ihrer Bestellnummer und dem Grund der Rücksendung. Wir begleiten Sie durch den Prozess.

Notiz:

- Bitte kontaktieren Sie uns vor der Rücksendung des Produkts, um Komplikationen zu vermeiden.
- Stellen Sie sicher, dass das Produkt in der Originalverpackung mit sämtlichem Zubehör zurückgegeben wird.

FAQ

Q1 : Que dois-je faire si le produit que j'ai reçu est endommagé ou incorrect ?

A1 : Si vous avez reçu un produit endommagé, incorrect ou incomplet, veuillez contacter notre Centre de support client à support.eu@soforoom.com. Incluez votre numéro de commande et des photos.

Q2 : Que dois-je faire si je rencontre des problèmes lors de l'installation ?

A2 : Si vous rencontrez des problèmes d'installation, veuillez envoyer un e-mail à support.eu@soforoom.com. Joindre une description détaillée du problème, nous vous fournirons une assistance technique professionnelle.

Q3 : Comment puis-je appliquer un retour ?

A3 : Vous pouvez lancer un retour dans les 30 jours suivant l'achat. Envoyez-nous un e-mail à support.eu@soforoom.com. avec votre numéro de commande et le motif du retour. Nous vous guiderons tout au long du processus.

Note:

- Veuillez nous contacter avant de retourner le produit pour éviter toute complication.
- Assurez-vous que le produit est retourné dans son emballage d'origine avec tous les accessoires inclus.

FAQ

Q1: Cosa devo fare se il prodotto che ho ricevuto è danneggiato o errato?

R1: Se hai ricevuto un prodotto danneggiato, errato o incompleto, contatta il nostro Centro di assistenza clienti all'indirizzo support.eu@soforoom.com. Includi il numero dell'ordine e le foto.

Q2: Cosa devo fare se riscontro problemi durante l'installazione?

R2: Se riscontri problemi di installazione, invia un'e-mail a support.eu@soforoom.com. allega una descrizione dettagliata del problema, ti forniremo supporto tecnico professionale.

Q3: Come posso applicare un reso?

R3: Puoi avviare un reso entro 30 giorni dall'acquisto. Inviaci un'e-mail a support.eu@soforoom.com. con il numero dell'ordine e il motivo della restituzione. Ti guideremo attraverso il processo.

Nota:

- Vi preghiamo di contattarci prima di restituire il prodotto per evitare complicazioni.
- Assicurarsi che il prodotto venga restituito nella sua confezione originale con tutti gli accessori inclusi.

— PREGUNTAS FRECUENTES —

P1: ¿Qué debo hacer si el producto que he recibido está dañado o es incorrecto?

R1: Si has recibido un producto dañado, incorrecto o incompleto, ponte en contacto con nuestro Centro de Atención al Cliente en **support.eu@soforoom.com**. Incluye tu número de pedido y fotos que documenten el problema para que podamos ayudarte con la devolución o el cambio.

P2: ¿Qué debo hacer si encuentro problemas durante la instalación?

R2: Si tienes algún problema durante la instalación, por favor envía un correo electrónico a **support.eu@soforoom.com**, adjuntando una descripción detallada del problema.

Te proporcionaremos soporte técnico profesional.

P3: ¿Cómo puedo solicitar una devolución?

R3: Puede iniciar una devolución en los 30 días siguientes a la compra. Envíenos un correo electrónico a **support.eu@soforoom.com** con su número de pedido y el motivo de la devolución. Te guiaremos a través del proceso.

Nota:

- Póngase en contacto con nosotros antes de devolver el producto para evitar complicaciones.
- Asegúrate de devolver el producto en su embalaje original y con todos los accesorios incluidos.

Product Guide and Care Instructions

EN

Thank you for purchasing our product! To ensure a smooth installation and optimal user experience, we recommend that you carefully read the following guide and instructions before starting.

Assembly Instructions:

- Before installation, inspect all parts and accessories to confirm that none are damaged or missing. If any issues are found, please contact us promptly.
- Assemble the product in a spacious and flat area to ensure sufficient space for moving parts, avoid accidental collisions, and facilitate the assembly process.
- It is advisable to refer to the schematic diagrams during assembly to make the process easier. Align all screws with the corresponding pre-drilled holes, then tighten each screw one by one after all parts are correctly positioned.
- When tightening screws during assembly, pay attention to the force applied. If any parts are damaged, please contact us promptly.

Safety Warnings:

● Child Safety

Keep small parts out of reach of children during assembly. Do not allow children to climb on or play with the product to prevent serious injuries from tipping.

Usage Restrictions:

- Do not stand on or jump on the sofa.
- Avoid placing sharp objects on the sofa to prevent material damage.

Product Usage:

- This product is intended for indoor use only. We are not responsible for any damage caused by unintended use or modifications.

Product Maintenance:

● Environmental Conditions

Keep the product away from direct sunlight, rain, and damp areas to prevent fading or deformation. Also, keep it away from sharp objects and corrosive substances to protect the sofa's surface.

By following these guidelines, you can enjoy a safe and pleasant product experience. Thank you for choosing our product!

Produktleitfaden und Pflegehinweise

DE

Vielen Dank, dass Sie sich für unser Produkt entschieden haben! Damit die Installation reibungslos verläuft und Sie eine optimale Nutzungserfahrung haben, empfehlen wir, die folgenden Anweisungen sorgfältig zu lesen, bevor Sie beginnen.

Montageanleitung:

- Vor der Montage alle Teile und Zubehörteile überprüfen, um sicherzustellen, dass keine beschädigt oder fehlend sind. Falls Probleme festgestellt werden, kontaktieren Sie uns bitte umgehend.
- Bauen Sie das Produkt in einem geräumigen und ebenen Bereich auf, um ausreichend Platz für bewegliche Teile zu haben, versehentliche Kollisionen zu vermeiden und den Montageprozess zu erleichtern.
- Es wird empfohlen, während der Montage die beigefügten Diagramme als Orientierungshilfe zu nutzen. Richten Sie alle Schrauben an den entsprechenden vorgebohrten Löchern aus und ziehen Sie sie erst fest, nachdem alle Teile korrekt positioniert sind.
- Achten Sie beim Festziehen der Schrauben auf die angewendete Kraft. Falls Teile beschädigt sind, kontaktieren Sie uns bitte umgehend.

Sicherheitswarnungen:

- **Kindersicherheit**
Halten Sie während der Montage kleine Teile außerhalb der Reichweite von Kindern. Lassen Sie Kinder nicht auf das Produkt klettern oder damit spielen, um schwere Verletzungen durch Umkippen zu vermeiden.

Nutzungseinschränkungen:

- Nicht auf das Sofa stellen oder darauf springen.
- Vermeiden Sie das Platzieren scharfer Gegenstände auf dem Sofa, um Materialschäden zu verhindern.

Verwendung des Produkts:

- Dieses Produkt ist ausschließlich für den Innenbereich bestimmt. Wir übernehmen keine Verantwortung für Schäden, die durch unsachgemäße Nutzung oder Modifikationen entstehen.

Produktpflege:

- **Umgebungsbedingungen**
Schützen Sie das Produkt vor direkter Sonneneinstrahlung, Regen und feuchten Bereichen, um Verblässen oder Verformung zu vermeiden. Halten Sie es außerdem von scharfen Gegenständen und korrosiven Substanzen fern, um die Oberfläche des Sofas zu schützen.

Durch die Beachtung dieser Hinweise stellen Sie eine sichere und angenehme Nutzung unseres Produkts sicher. Vielen Dank, dass Sie sich für unser Produkt entschieden haben!

Guida al Prodotto e Istruzioni per la Manutenzione

IT

Grazie per aver acquistato il nostro prodotto! Per garantire un'installazione senza intoppi e un'esperienza d'uso ottimale, ti consigliamo di leggere attentamente questa guida prima di iniziare.

Istruzioni di Montaggio

- **Ispezione dei componenti:** Prima del montaggio, controlla che tutte le parti e gli accessori siano integri e presenti. In caso di danni o componenti mancanti, contattaci tempestivamente.
- **Area di lavoro ideale:** Monta il prodotto in un'area spaziosa e pianeggiante, che garantisca spazio sufficiente per manovrare le parti ed evitare urti accidentali, facilitando così il processo di assemblaggio.
- **Consulta i diagrammi:** Utilizza i diagrammi schematici forniti per semplificare il montaggio. Allinea tutte le viti con i rispettivi fori preforati, quindi serrale una alla volta solo dopo aver posizionato correttamente tutti i componenti.
- **Attenzione al serraggio:** Durante il serraggio delle viti, applica una forza moderata. In caso di parti danneggiate, contattaci immediatamente.

Avvertenze di Sicurezza

- **Sicurezza dei bambini:**
Durante il montaggio, tieni i piccoli componenti fuori dalla portata dei bambini. Non permettere ai bambini di arrampicarsi o giocare sul prodotto, per prevenire infortuni gravi in caso di ribaltamento.

Limitazioni d'Uso

- **Utilizzo corretto:** Non salire o saltare sul divano.
- **Protezione del materiale:** Evita di posizionare oggetti appuntiti sul divano per evitare danni al rivestimento.

Utilizzo del Prodotto

- **Destinazione d'uso:** Questo prodotto è destinato esclusivamente a uso indoor. Non ci assumiamo responsabilità per danni derivanti da utilizzo improprio o modifiche non autorizzate.

Manutenzione del Prodotto

- **Condizioni ambientali:**
Tienilo lontano dalla luce solare diretta, dalla pioggia e da ambienti umidi per prevenirne lo scolorimento o la deformazione. Evita anche il contatto con oggetti appuntiti e sostanze corrosive per proteggere la superficie del divano.

Seguendo queste linee guida, potrai goderti il prodotto in totale sicurezza e comfort. Grazie per aver scelto il nostro prodotto!

Guide du Produit et Instructions d'Entretien

FR

Merci d'avoir acheté notre produit ! Pour garantir une installation sans encombre et une expérience utilisateur optimale, nous vous invitons à lire attentivement le guide et les instructions ci-dessous avant de commencer.

Instructions de Montage

- **Vérification des Composants :** Avant l'installation, inspectez toutes les pièces et accessoires afin de vous assurer qu'aucun élément n'est endommagé ou manquant. En cas de problème, veuillez nous contacter rapidement.
- **Espace de Montage :** Assemblez le produit dans un endroit spacieux et plat afin de disposer de suffisamment d'espace pour les pièces mobiles, d'éviter tout risque de collision accidentelle et de faciliter le processus d'assemblage.
- **Utilisation des Schémas :** Il est conseillé de se référer aux schémas fournis pendant l'assemblage pour simplifier la procédure. Alignez toutes les vis avec les trous pré-perçés correspondants, puis serrez chaque vis une à une une fois que toutes les pièces sont correctement positionnées.
- **Attention au Serrage :** Lors du vissage, veillez à contrôler la force appliquée. Si une pièce s'avère endommagée, veuillez nous contacter immédiatement.

Consignes de Sécurité

- **Sécurité des Enfants**
Gardez les petites pièces hors de portée des enfants pendant l'assemblage. Ne laissez pas les enfants grimper ou jouer avec le produit afin d'éviter tout risque de chute ou de basculement.
Restrictions d'Utilisation

- Évitez de vous tenir debout ou de sauter sur le canapé.
- Ne déposez pas d'objets tranchants sur le canapé afin de prévenir tout dommage matériel.
Utilisation du Produit

- Ce produit est destiné à un usage en intérieur uniquement. Nous déclinons toute responsabilité en cas de dommages causés par une utilisation inappropriée ou des modifications non autorisées.

Entretien du Produit

- **Conditions Environnementales**
Gardez le produit à l'abri de la lumière directe du soleil, de la pluie et des zones humides pour éviter toute décoloration ou déformation. Éloignez-le également des objets pointus et des substances corrosives afin de protéger la surface du canapé.

En respectant ces consignes, vous profiterez d'une expérience sûre et agréable avec notre produit. Merci de nous avoir choisis !

Guía del Producto e Instrucciones de Cuidado

ES

¡Gracias por adquirir nuestro producto! Para garantizar una instalación sencilla y una experiencia de uso óptima, le recomendamos leer atentamente la siguiente guía e instrucciones antes de comenzar.

Instrucciones de Montaje

- Antes de la instalación, inspeccione todas las piezas y accesorios para asegurarse de que no estén dañados ni falten. Si encuentra algún problema, contáctenos de inmediato.
- Ensamble el producto en un área espaciosa y plana para garantizar suficiente espacio para las piezas móviles, evitar colisiones accidentales y facilitar el proceso de montaje.
- Se recomienda consultar los diagramas esquemáticos durante el montaje para facilitar el proceso. Alinee todos los tornillos con los orificios preperforados correspondientes y, una vez que todas las piezas estén correctamente posicionadas, apriete cada tornillo uno por uno.
- Al apretar los tornillos durante el montaje, preste atención a la fuerza aplicada. Si alguna pieza está dañada, contáctenos de inmediato.

Advertencias de Seguridad

- Seguridad Infantil
Mantenga las piezas pequeñas fuera del alcance de los niños durante el montaje. No permita que los niños trepen o jueguen con el producto para evitar posibles lesiones graves por vuelco.

Restricciones de Uso

- No se pare ni salte sobre el sofá.
- Evite colocar objetos afilados sobre el sofá para prevenir daños en el material.

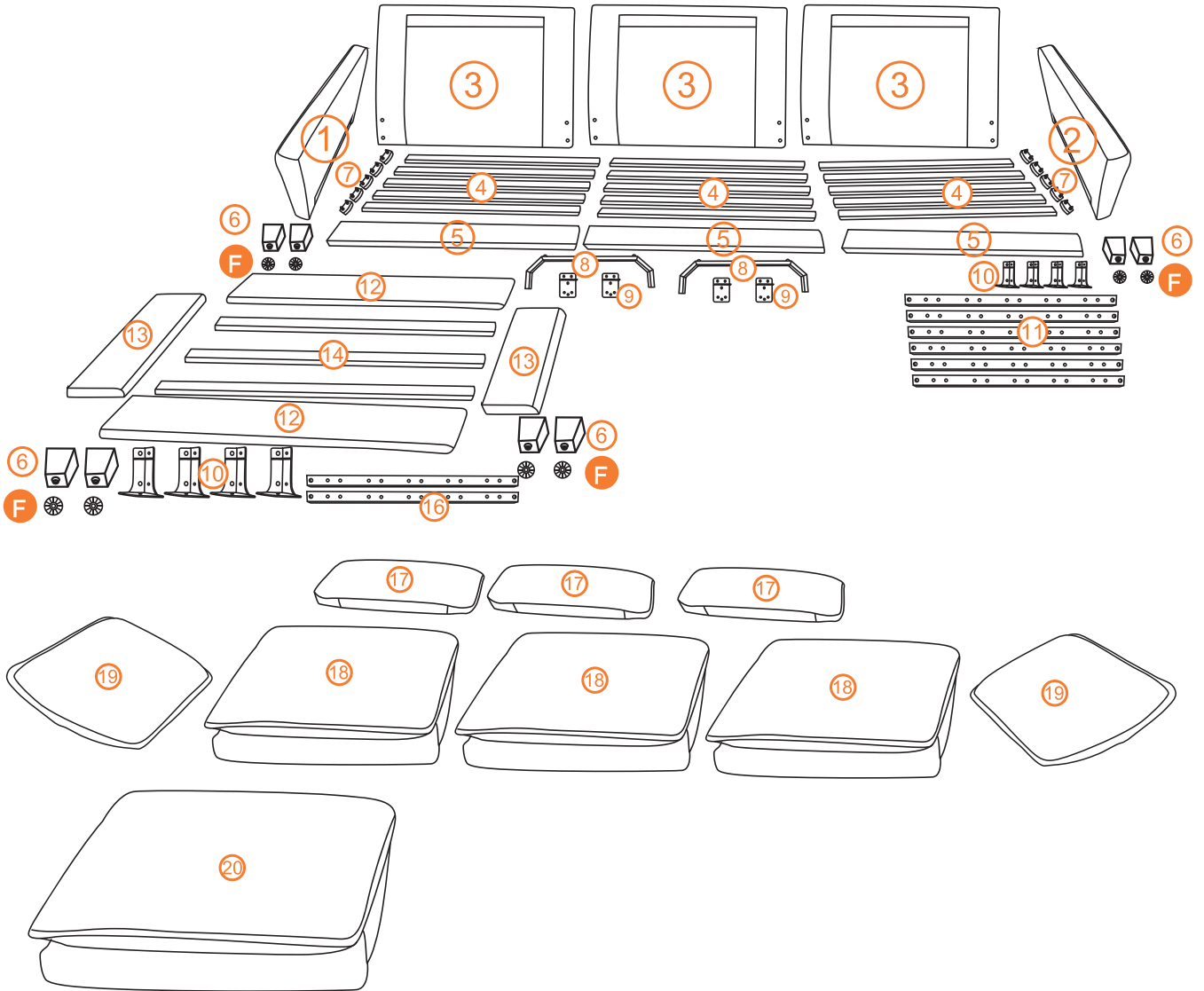
Uso del Producto

- Este producto está diseñado exclusivamente para uso en interiores. No nos hacemos responsables de los daños causados por un uso inadecuado o modificaciones.

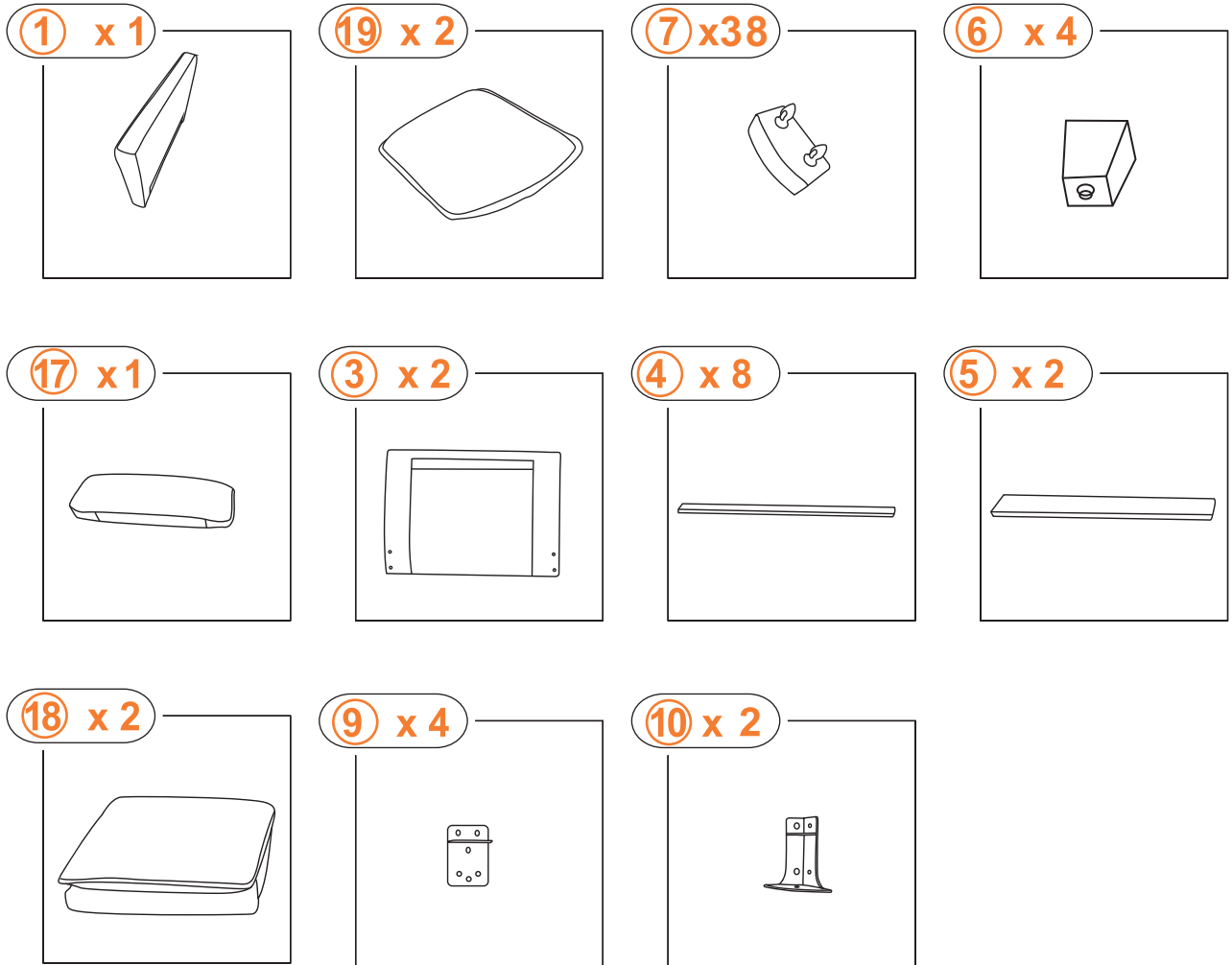
Mantenimiento del Producto

- Condiciones Ambientales
Mantenga el producto alejado de la luz solar directa, la lluvia y las áreas húmedas para evitar la decoloración o deformación. Asimismo, protéjalo de objetos afilados y sustancias corrosivas para preservar la superficie del sofá.

Siguiendo estas recomendaciones, podrá disfrutar de una experiencia segura y satisfactoria con nuestro producto.



BOX 1



Thank you for purchasing this item, please read this instruction guide carefully before assembly and keep it for future reference.

This Package



BOX 1

Another Package

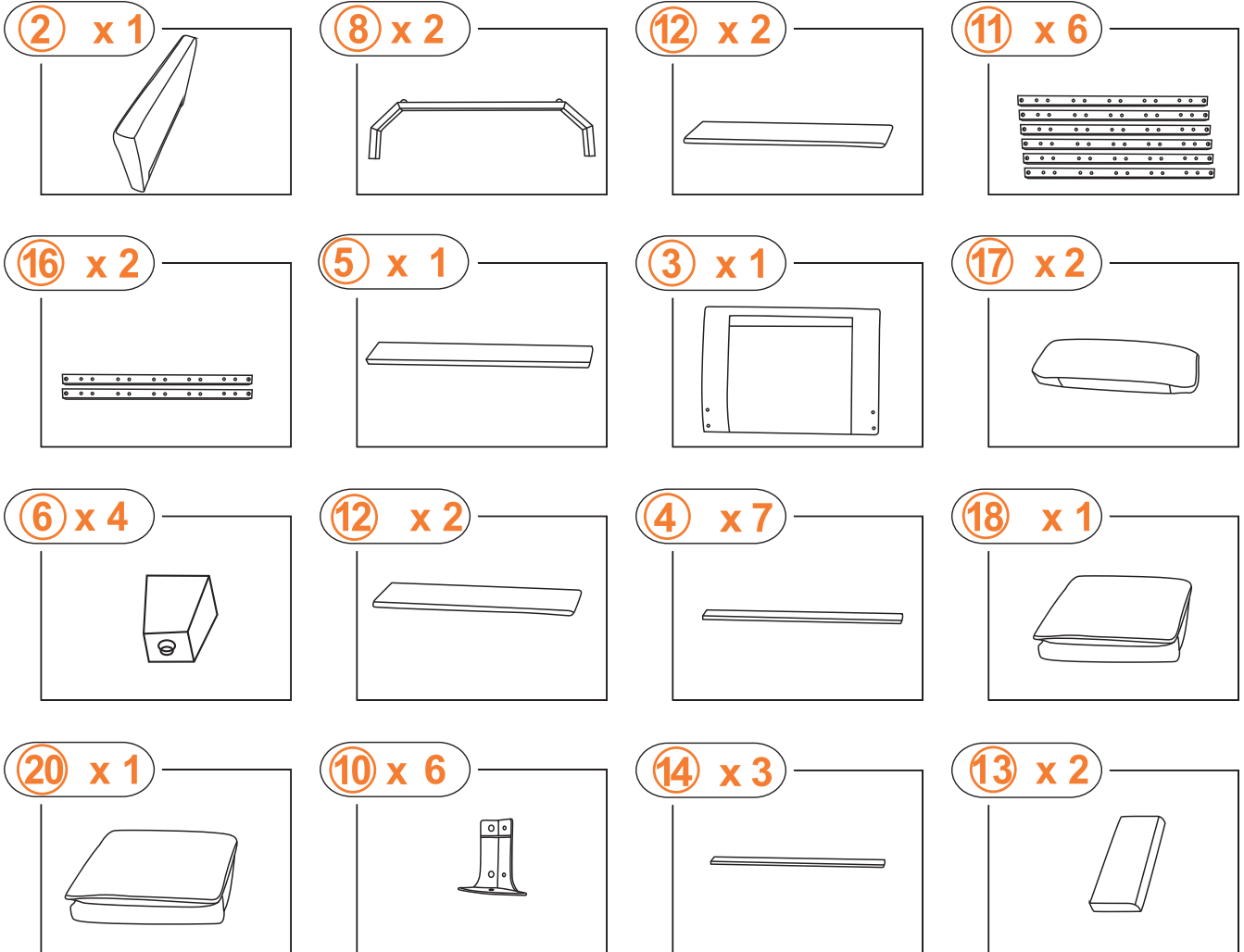


BOX 2

ATTENTION: Your sofa is shipped in TWO Boxes. Boxes may arrive separately. DO NOT OPEN until both boxes are received.

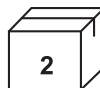
ATTENTION 2 : The cushions are vacuum sealed, so the foam of cushions will take 24 hours to be fully expanded.

BOX 2



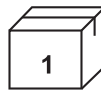
Thank you for purchasing this item, please read this instruction guide carefully before assembly and keep it for future reference.

This Package



BOX 2

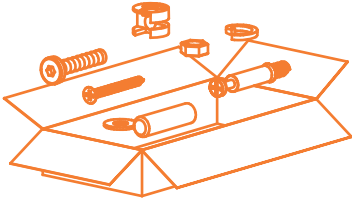
Another Package



BOX 1

ATTENTION: Your sofa is shipped in TWO Boxes. Boxes may arrive separately. DO NOT OPEN until both boxes are received.

ATTENTION 2 : The cushions are vacuum sealed, so the foam of cushions will take 24 hours to be fully expanded.

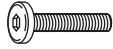


A x 66



M6x20mm

B x 18



M8x30mm

C x 1


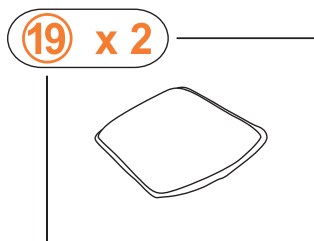


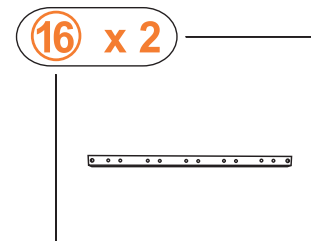
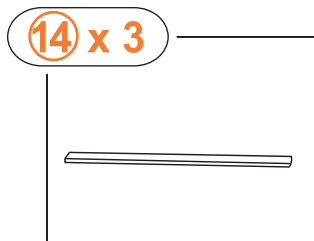
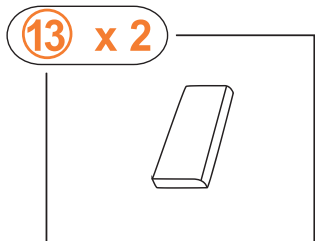
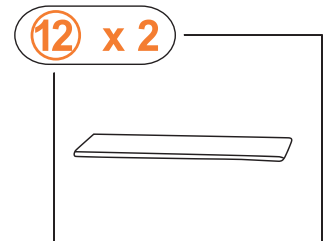
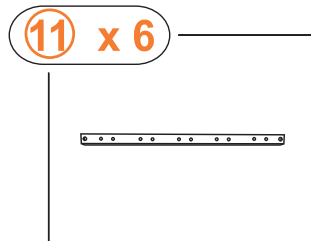

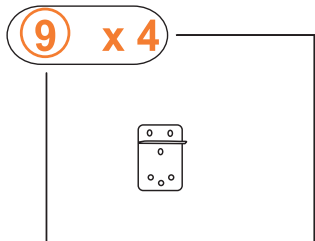
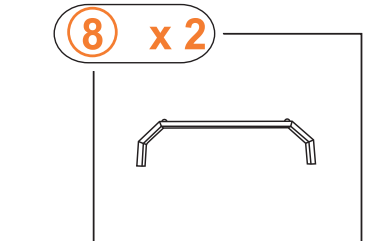

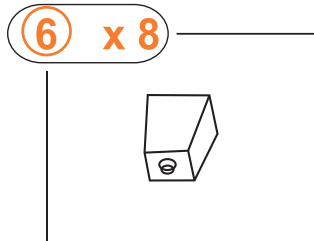

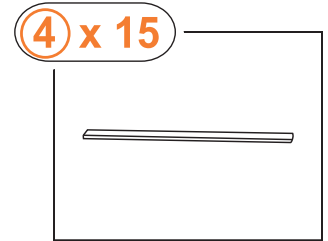

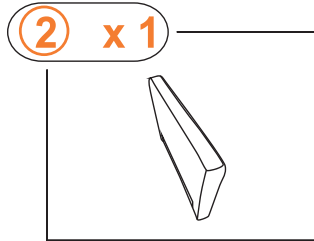
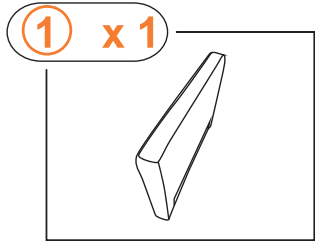
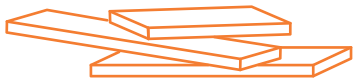


D x 1


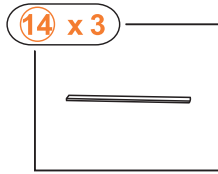
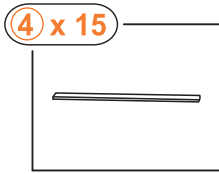


F x 8





1

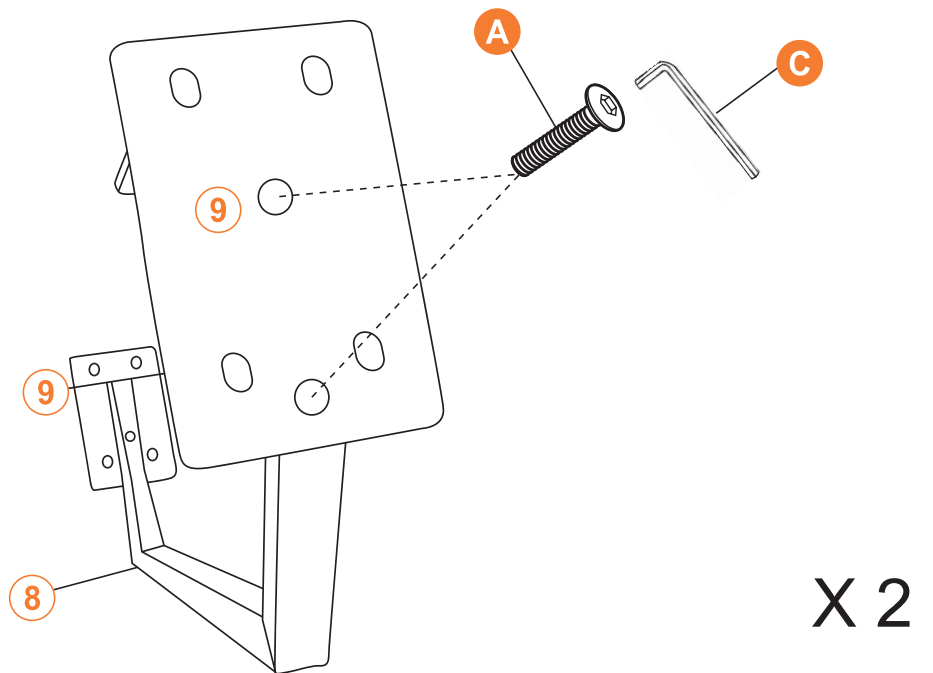
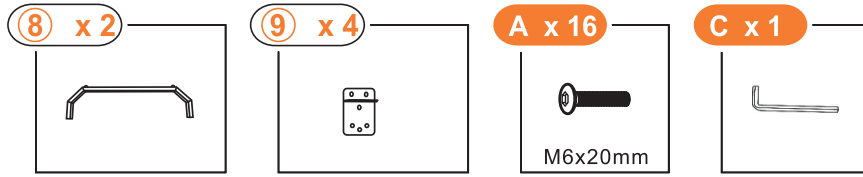


X 15

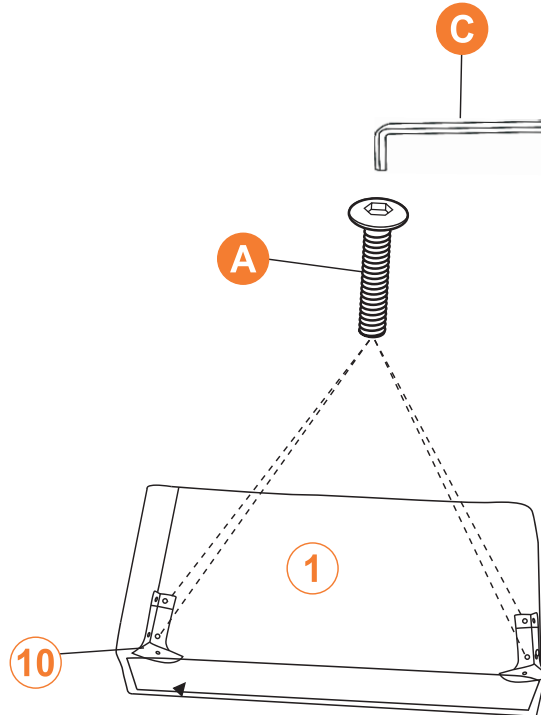
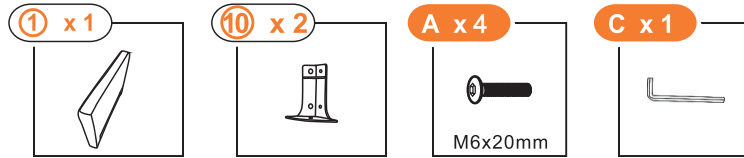


X 3

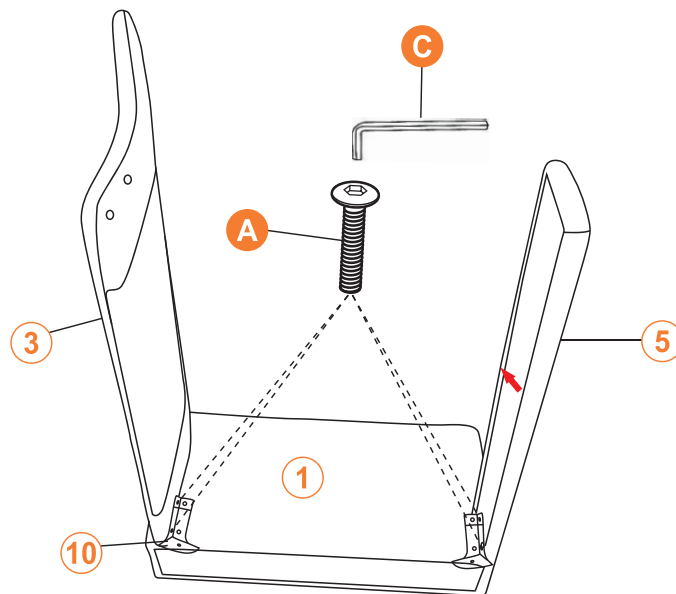
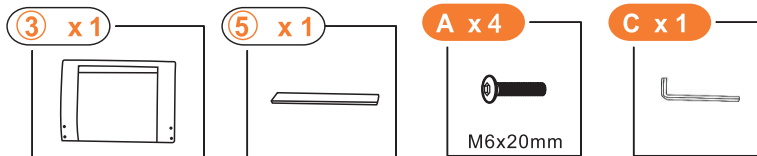
2



3

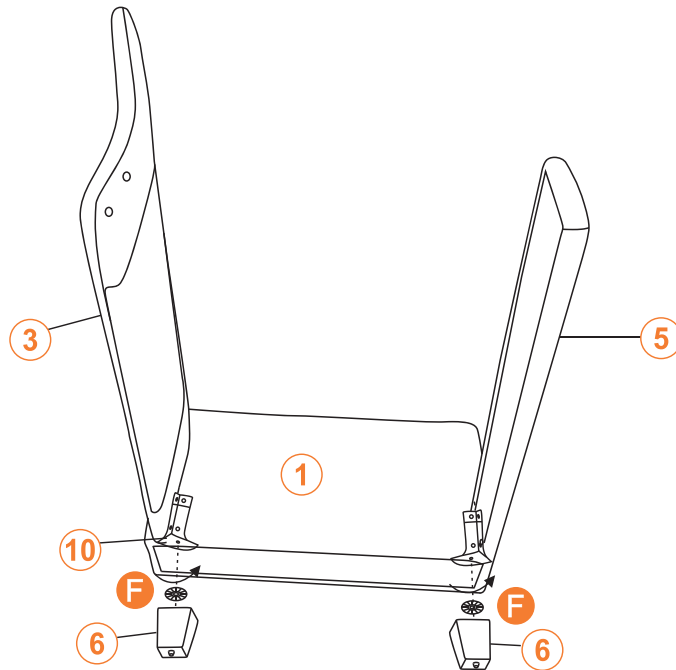
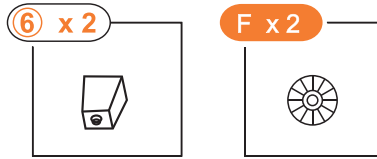


4

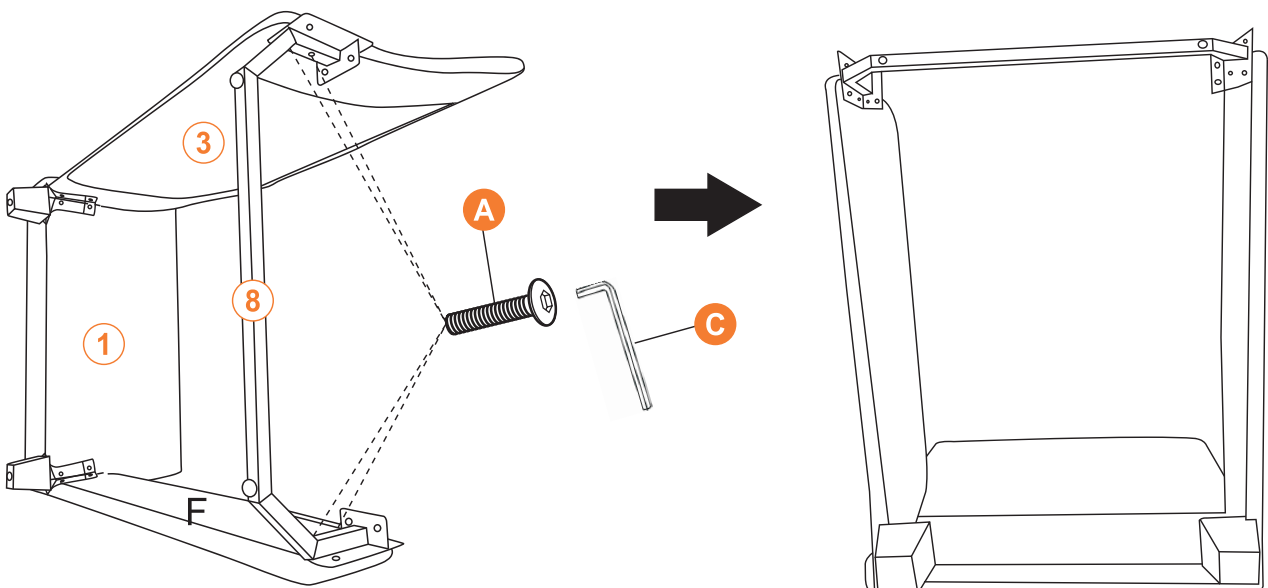
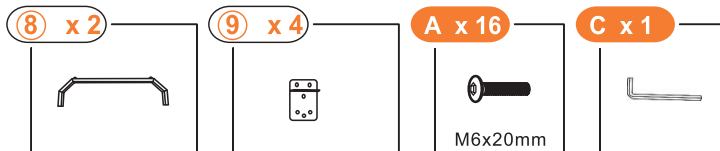


TIPS: Match Panel #5's label direction during install!!

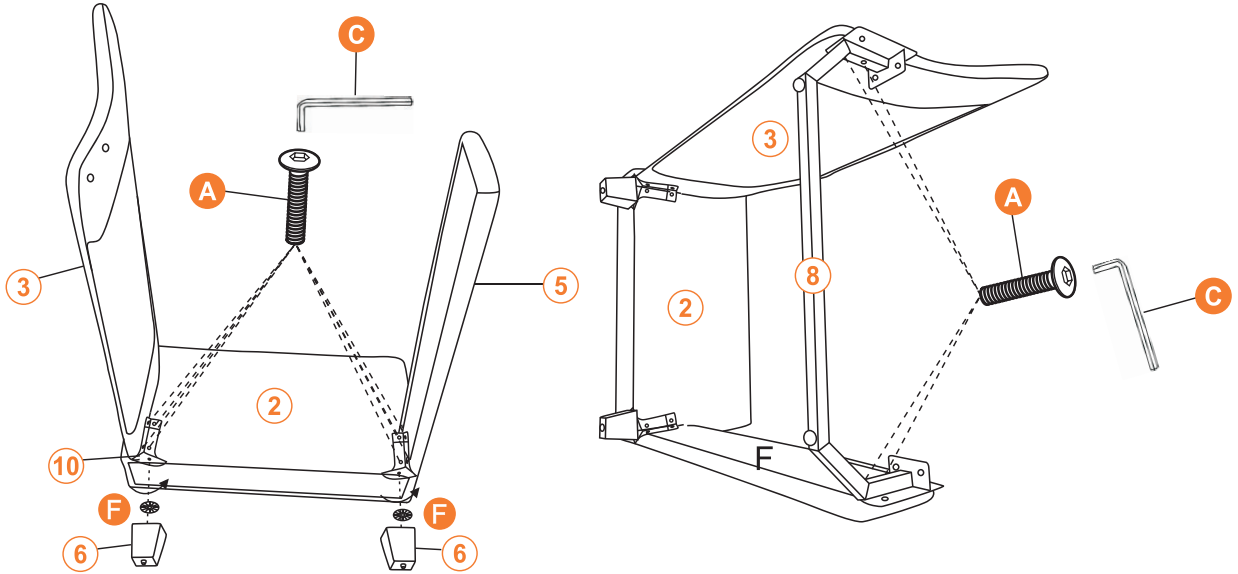

5



6

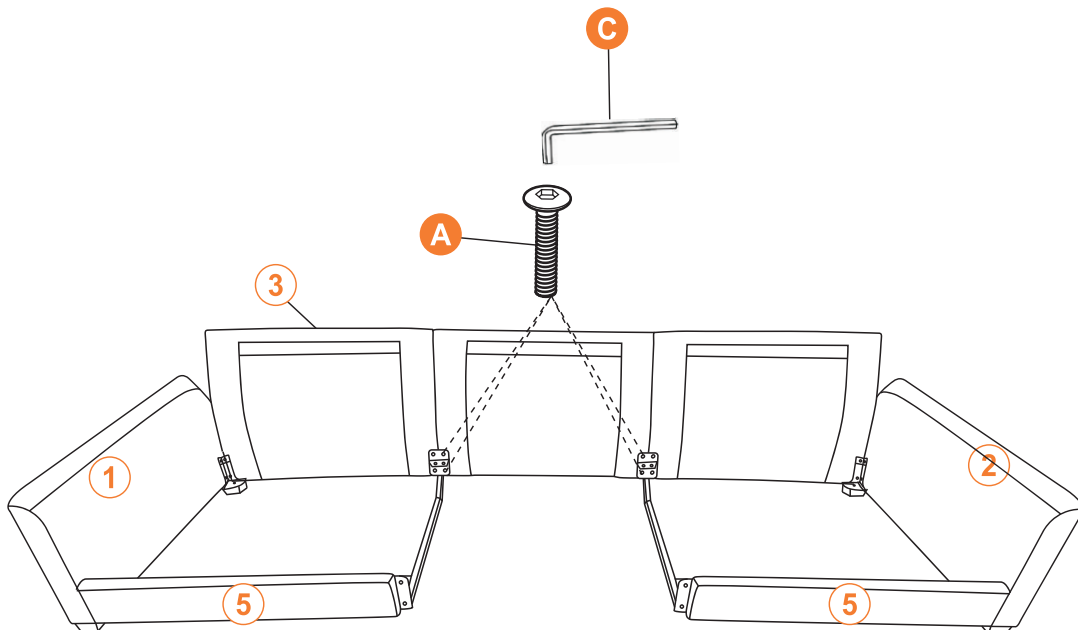
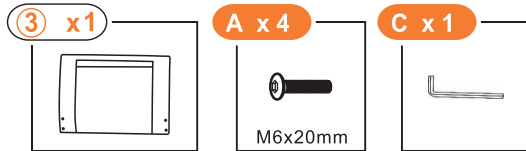


7




Tips : Please refer to Installation Steps for Handrail Assembly #1

8

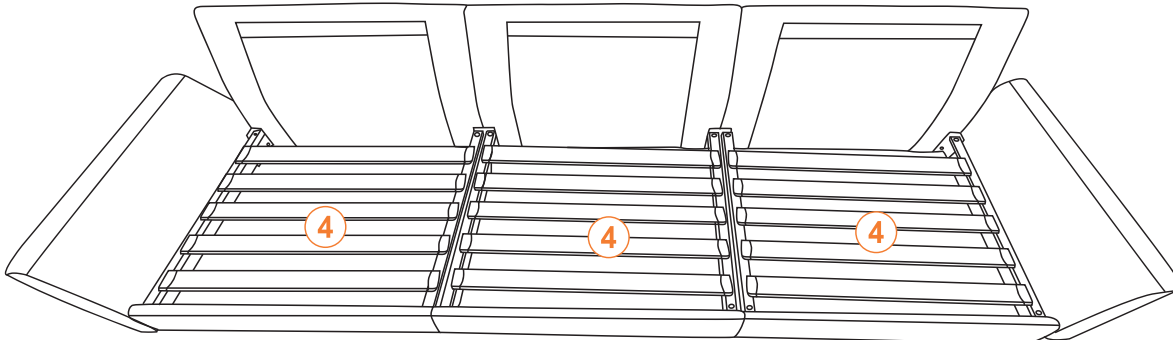
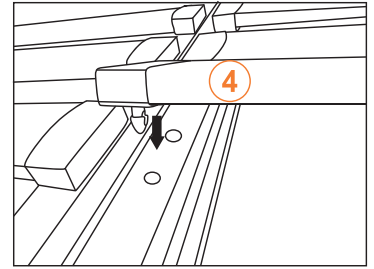


11

④ x 15



⑦ x 30



12

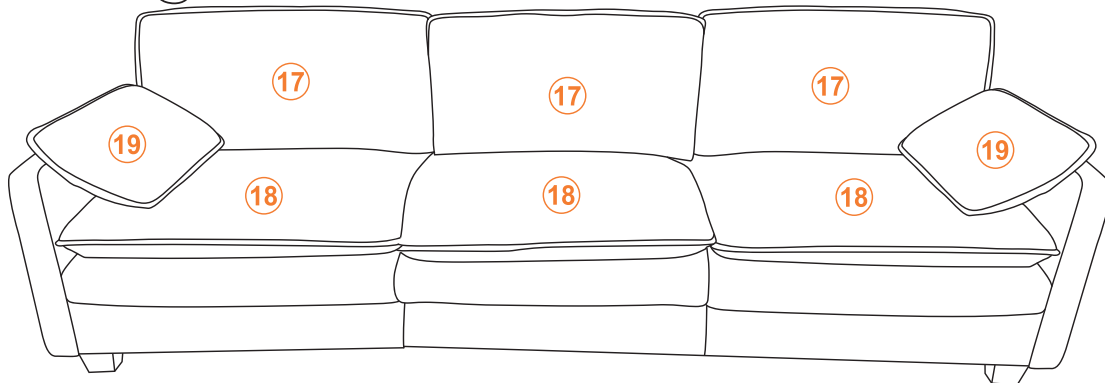
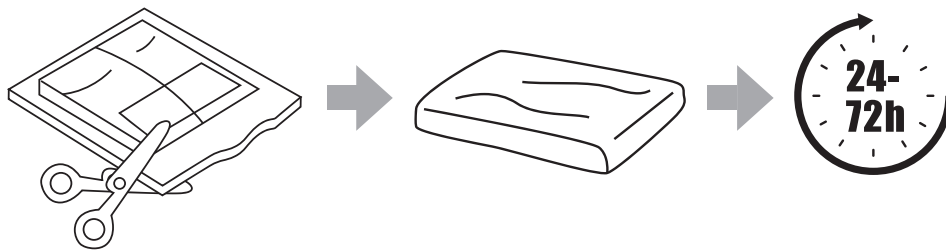
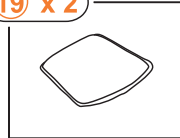
⑰ x 3



⑱ x 3

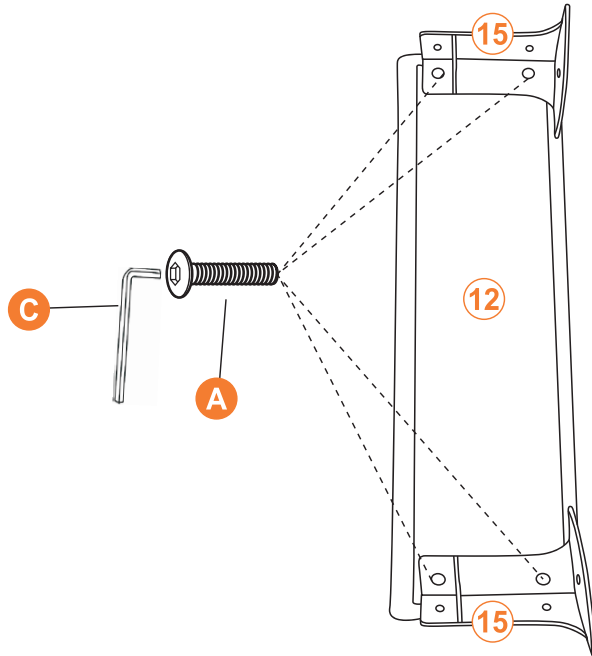
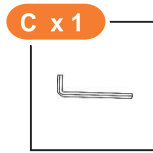
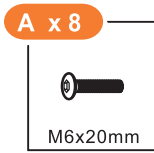

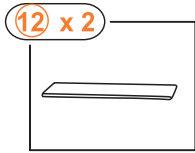


⑲ x 2



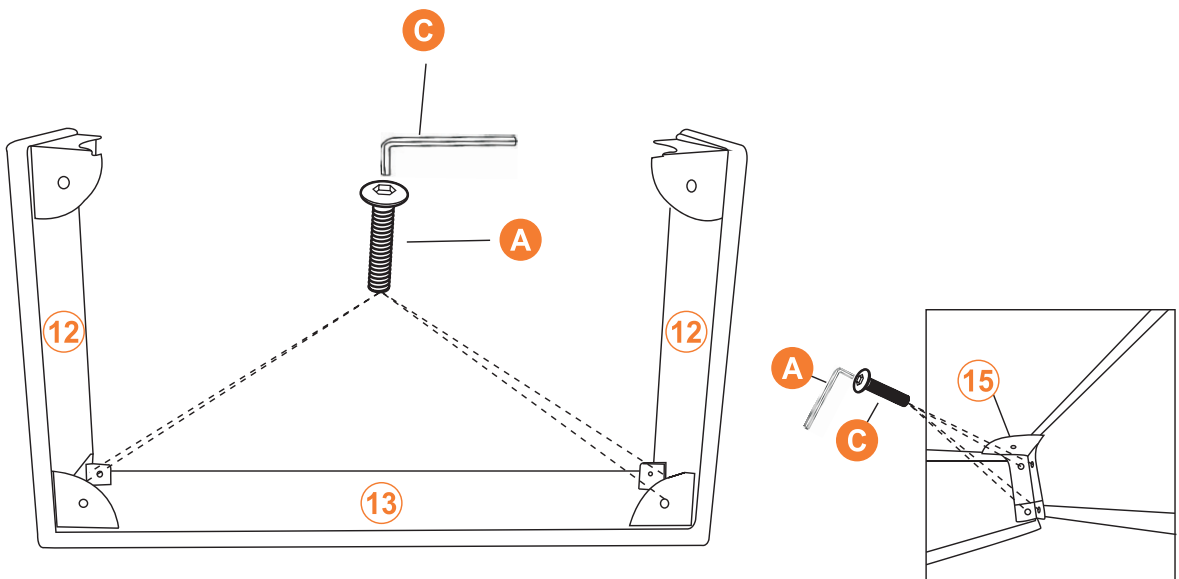
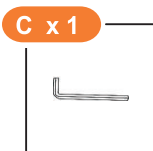
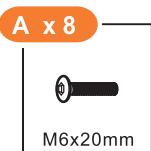
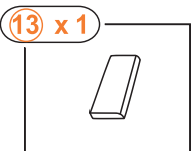
The foam of cushions will take 24-72 hours to be fully expanded.

13



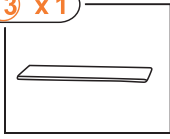
X 2

14



15

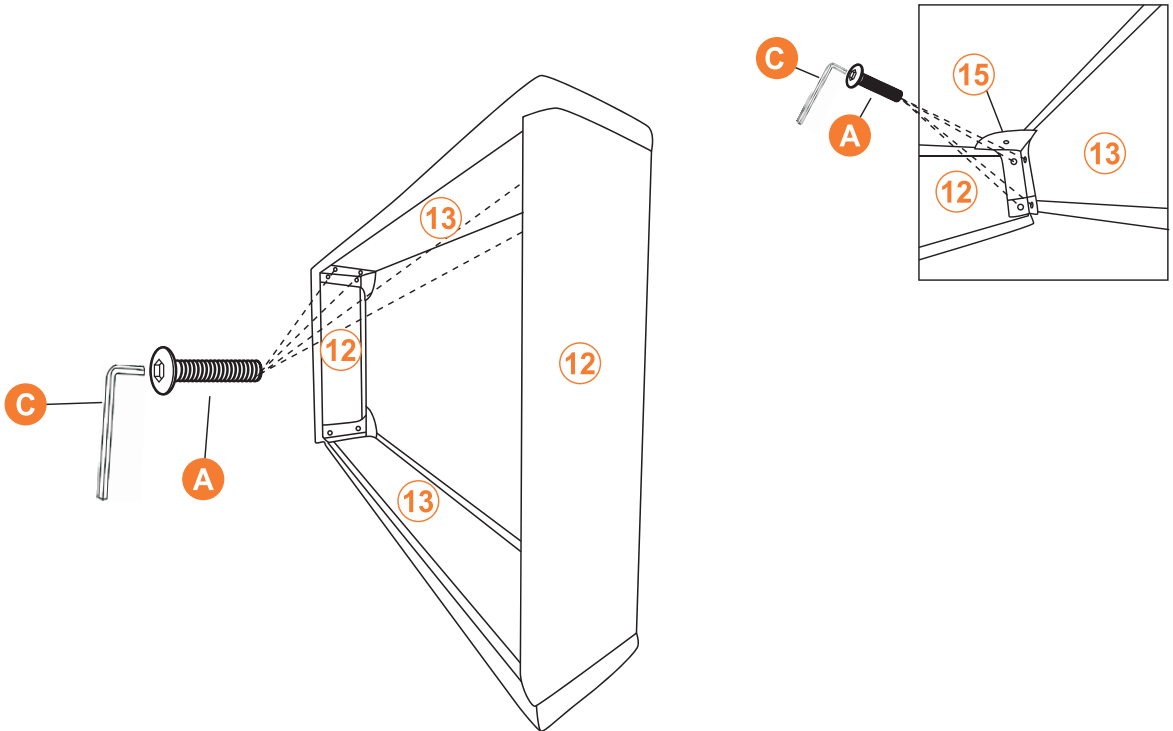
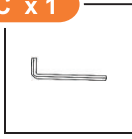
13 x 1



A x 8

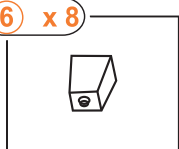


C x 1

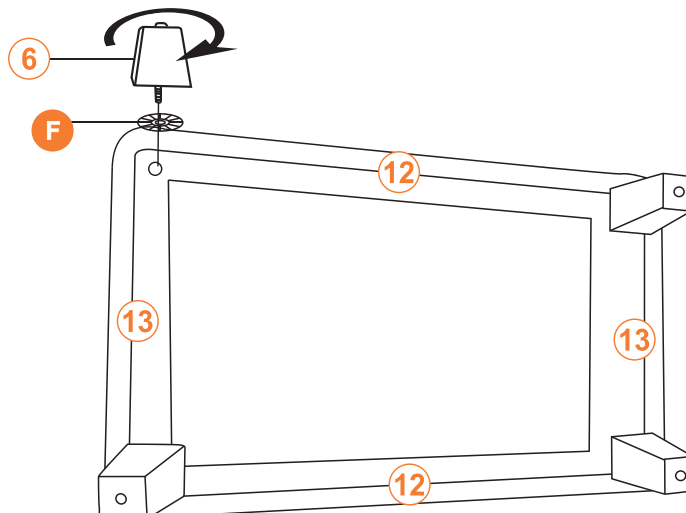


16

6 x 8

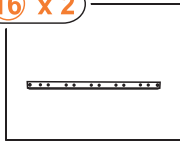


F x 4

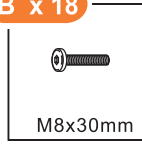


17

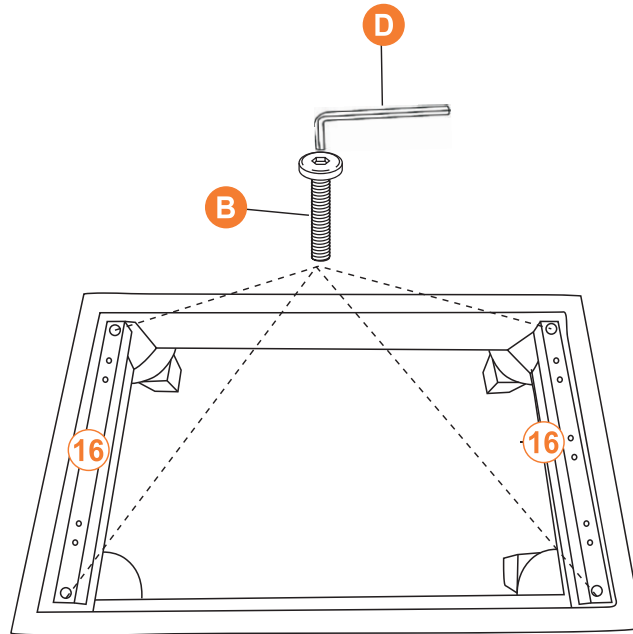
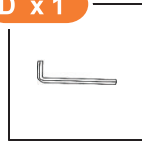
16 x 2



B x 18



D x 1

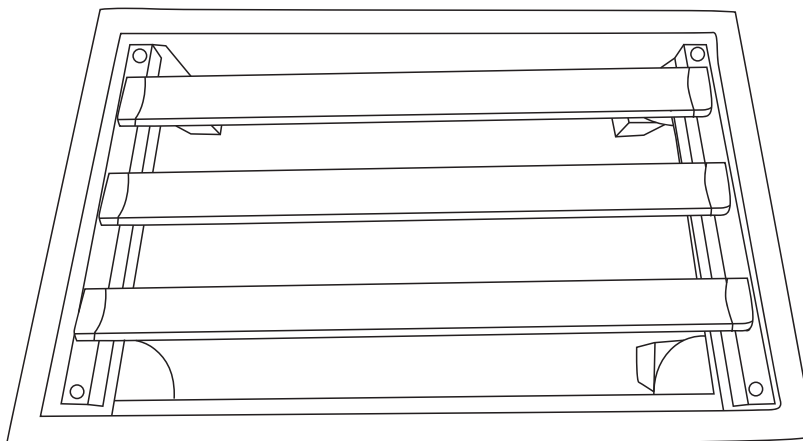

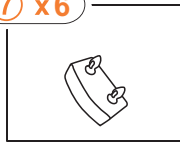


18

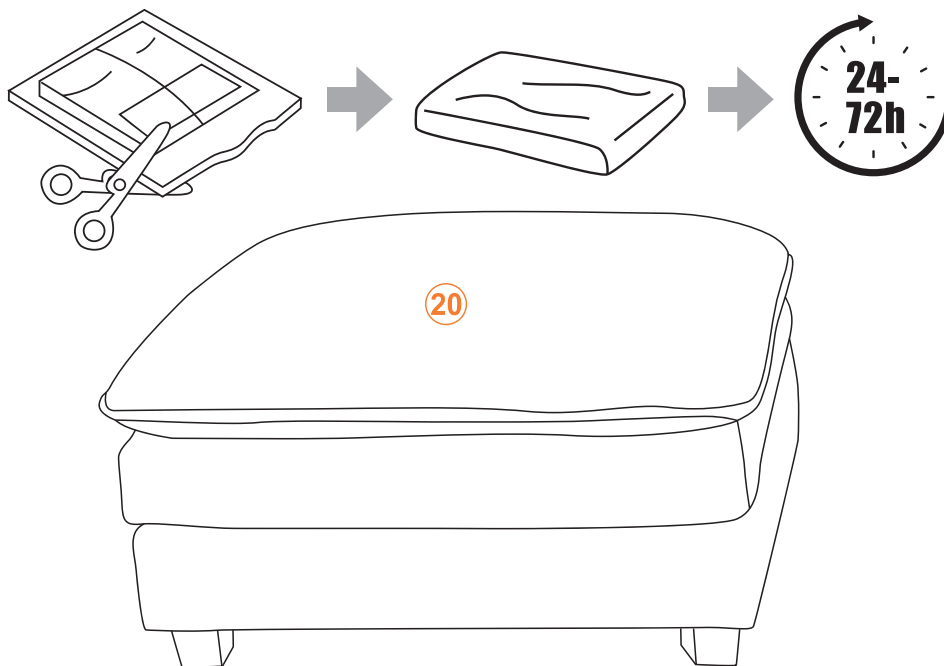

14 x 3



7 x 6



19



The foam of cushions will take 24-72 hours to be fully expanded.

20

