




4




Please note that you need to install the long backrest first. Insert the long backrest first. Make sure the flat side is level with the side edge of the seat frame, and the curved side faces inward.



5

Put on the sofa cover.


Suggestion: you'd better not remove the protective strip before finish putting the cover on.



6

Place the seat cushion and back cushion.

The seat cushion can be attached using Velcro.



Note: The side of the grey magic cloth that is flush with the edge of the seat cushion should be facing backward.

7 Apply the connection buckles to connect the seats together(or not, it's totally up to users).

